



2020-02-17

Date :	P.O.#:
Made for (client) Last name:	First name:
Ordered by :	
Establishment :	
Address :	
Phone :	Fax :

CONFIRM ORDER BY E-MAIL	Yes <input type="checkbox"/>	No <input type="checkbox"/>
SUBSCRIBE TO PHYSIPRO NEWSLETTER	Yes <input type="checkbox"/>	No <input type="checkbox"/>
YOUR EMAIL ADDRESS		



KIT INCLUDING : Aluminum backrest, cushion and two-point anchoring system with quick release.
CUSHION COMPOSITION : Plastazote ¼", Sunmate soft ½", Viscose 1"

PROFILED	CONTOUR
 <p>The profiled backrest has an ergonomic shape promoting the propulsion</p> <p><input type="checkbox"/> HPP \$822</p>	 <p>The contour backrest offers greater shoulder blades support.</p> <p><input type="checkbox"/> HPC \$822</p>



BACKREST SIZE CHOICE (SEE TABLE 1, PAGE 4 FOR MORE DETAILS)

CHOICE	SIZE (W x H)	ASSOCIATED CHAIR WIDTH	EXTENSION OPTION \$40 / EACH
<input type="checkbox"/>	12" x 12"	12" to 13"	<input type="checkbox"/> 14"
<input type="checkbox"/>	12" x 14"		
<input type="checkbox"/>	14" x 14"	14" to 15"	<input type="checkbox"/> 16"
<input type="checkbox"/>	14" x 16"		
<input type="checkbox"/>	16" x 16"	16" to 17"	<input type="checkbox"/> 18"
<input type="checkbox"/>	16" x 18"		
<input type="checkbox"/>	16" x 20"		
<input type="checkbox"/>	18" x 16"	18" to 19"	<input type="checkbox"/> 20"
<input type="checkbox"/>	18" x 18"		
<input type="checkbox"/>	18" x 20"		
<input type="checkbox"/>	20" x 16"	20" to 21"	N/A
<input type="checkbox"/>	20" x 18"		
<input type="checkbox"/>	20" x 20"		

EXTRA COVER

HP1C
 Extra cover with initial purchase..... \$203


COVER

 <p><input type="checkbox"/> HP01 - Space for headrest support..... N/C</p> <p><input type="checkbox"/> D5212 - Space for headrest support (Lycra)..... N/C</p>	 <p><input type="checkbox"/> HP02 - Space for headrest and chest support..... \$32</p> <p><input type="checkbox"/> HP02 - Space for headrest and chest support (Lycra)..... \$32</p>
--	--

Physipro does not warrant the use of headrest support other than those proposed


SYMBIO HEADREST AND PAD

PAD


 AT5000 : 7"x 4".....\$220
 AT5005 : 8"x 5".....\$220
 AT5010 : 9"x 6".....\$220
 AT5056: customize.....\$291

Specify measurement:

SYMBIO HEADREST SUPPORT


 AT5450 Adult\$313
 AT5455 Pediatric\$313

Symbio headrest support and Pad

AT5530 : 7"x 4".....\$532
 AT5531 : 8"x 5".....\$532
 AT5532 : 9"x 6".....\$532
 AT5533 : customize.....\$603

Specify measurement:

CUSTOMIZE BACKREST HEIGHT —ADD \$150 TO THE INITIAL PRICE

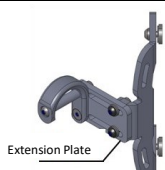
WIDTH 12" 14" 16" 18" 20"
 HEIGHT **HPX** _____"

CUSHION CUSTOMIZATION

HPY Customization Fee.....\$126

VR10091C <input type="checkbox"/> Sunmate soft 1" ...\$87	VR10110C <input type="checkbox"/> Sunmate soft ½".....\$51
VR10093C <input type="checkbox"/> Temper T-36 1" ...\$194	VR10111C <input type="checkbox"/> Temper T-36 ½".....\$95
VR10073 <input type="checkbox"/> Viscose 1"\$55	VR10074 <input type="checkbox"/> Viscose ½".....\$35

EXTENSION OPTION


 PH-02341 Extend width by one in\$40
Please refer to table 1 for depth adjustment.

LATERAL SUPPORT OPTIONS

WITHOUT LATERALS

INTEGRATED

CONTOUR

\$115 each

SIZES	L	R	PAIR
Large	HPTI005G <input type="checkbox"/>	HPTI005D <input type="checkbox"/>	HPTI005 <input type="checkbox"/>
Medium	HPTI004G <input type="checkbox"/>	HPTI004D <input type="checkbox"/>	HPTI004 <input type="checkbox"/>
Small	HPTI003G <input type="checkbox"/>	HPTI003D <input type="checkbox"/>	HPTI003 <input type="checkbox"/>
Mini	HPTI002G <input type="checkbox"/>	HPTI002D <input type="checkbox"/>	HPTI002 <input type="checkbox"/>
Pediatric	HPTI001G <input type="checkbox"/>	HPTI001D <input type="checkbox"/>	HPTI001 <input type="checkbox"/>

NOTE
Integrated and contour laterals are only available with the HP2 contour model.

\$179 each

Product #	L	size	R	Product #
D6020		7" H x 6" D		D6065
D6025		7" H x 7" D		D6070
D6035		8" H x 6" D		D6080
D6040		8" H x 7" D		D6085
D6050		9" H x 6" D		D6095
D6055		9" H x 7" D		D6100

WIDTH BETWEEN CONTOUR LATERALS	
WIDTH	WIDTH BETWEEN LATERAL
16"	12" to 13"
18"	14" to 15"
20"	16" to 17"

NOTE
Please note that the contour laterals are not available for 12" and 14" width back.

CUSTOMIZATION \$126 PLEASE INDICATE YOUR MEASUREMENTS

DVTG				DVTD	
------	--	--	--	------	--

STRAIGHT AND PROFILED LATERALS

NOTE
Measurements include cushioning

NOTE
The laterals are also equipped with 1" depth adjustment

PAD OPTIONS

STRAIGHT **PROFILED**

WIDTH BETWEEN LATERALS	
WIDTH	WIDTH BETWEEN LATERAL
12"	7" to 9 1/2"
14"	9" to 11 1/2"
16"	11" to 13 1/2"
18"	13" to 15 1/2"
20"	15" to 17 1/2"

ADJUSTABLE

(Cushion and cover included)

\$126 each

Product #	L	size	R	Product #	Height Adjustments
HPT001G		Pediatric 4" H x 4" D		HPT001D	N/A
HPT002G		x-small 6" H x 4 1/2" D		HPT002D	1"
HPT003G		small 7" H x 4 1/2" D		HPT003D	1"
HPT004G		Medium 8" H x 4 1/2" D		HPT004D	2"
HPT006G		Medium 8" H x 5 1/2" D		HPT006D	2"
HPT005G		Large 10" H x 4 1/2" D		HPT005D	3"
HPT007G		Large 10" H x 5 1/2" D		HPT007D	3"

CUSTOMIZATION \$188 PLEASE INDICATE YOUR MEASUREMENTS

HPTG	L		R	HPTD	
------	---	--	---	------	--

SWING-AWAY

(Cushion and cover included)

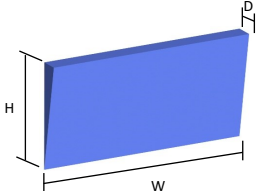
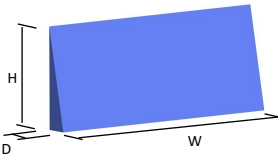

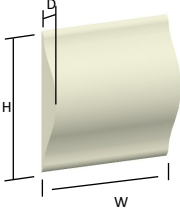
\$205 each

Product #	L	size	R	Product #	Height Adjustments
HPTR001G		Pediatric 4" H x 4" D		HPTR001D	N/A
HPTR002G		x-small 6" H x 4 1/2" D		HPTR002D	1"
HPTR003G		small 7" H x 4 1/2" D		HPTR003D	1"
HPTR004G		Medium 8" H x 4 1/2" D		HPTR004D	2"
HPTR006G		Medium 8" H x 5 1/2" D		HPTR006D	2"
HPTR005G		Large 10" H x 4 1/2" D		HPTR005D	3"
HPTR007G		Large 10" H x 5 1/2" D		HPTR007D	3"

CUSTOMIZATION \$303 PLEASE INDICATE YOUR MEASUREMENTS

HPTRG	L		R	HPTRD	
-------	---	--	---	-------	--

POSTURAL COMPONENTS

THORACIC WEDGE	LUMBAR WEDGE	THORACOLUMBAR WEDGE	SACROLUMBAR CORRECTOR
		<input type="checkbox"/> Left <input type="checkbox"/> Right 	
<input type="checkbox"/> D3380 Constructa™ Foam.\$35 <input type="checkbox"/> D3385 Urethane.....\$30 Size Choices Width: <input type="checkbox"/> 16" <input type="checkbox"/> 18" <input type="checkbox"/> 20" Depth: <input type="checkbox"/> ¾" <input type="checkbox"/> 1" <input type="checkbox"/> 1½" <input type="checkbox"/> 2" Height: <input type="checkbox"/> 5" <input type="checkbox"/> 6" <input type="checkbox"/> 7" <input type="checkbox"/> 8" <input type="checkbox"/> 9"	<input type="checkbox"/> D3400 Constructa™ Foam.....35 <input type="checkbox"/> D3405 Urethane.....\$30 Size Choices Width: <input type="checkbox"/> 16" <input type="checkbox"/> 18" <input type="checkbox"/> 20" Depth: <input type="checkbox"/> ¾" <input type="checkbox"/> 1" <input type="checkbox"/> 1 ½" <input type="checkbox"/> 2" Height: <input type="checkbox"/> 5" <input type="checkbox"/> 6" <input type="checkbox"/> 7" <input type="checkbox"/> 8" <input type="checkbox"/> 9"	<input type="checkbox"/> D3390 Constructa™ Foam.\$35 <input type="checkbox"/> D3395 Urethane.....\$30 Size Choices Width: <input type="checkbox"/> 5" <input type="checkbox"/> 6" <input type="checkbox"/> 7" <input type="checkbox"/> 8" <input type="checkbox"/> 9" Depth: <input type="checkbox"/> ¾" <input type="checkbox"/> 1" <input type="checkbox"/> 1 ½" <input type="checkbox"/> 2" Height: <input type="checkbox"/> 16" <input type="checkbox"/> 18" <input type="checkbox"/> 20"	Urethane.....\$39 SIZE CHOICES <input type="checkbox"/> D3410: W: 9½" D: 1" H:10" <input type="checkbox"/> D3415: W: 9½" D: 1½" H:11" <input type="checkbox"/> D3420: W: 9½" D: 2" H:12" Constructa™ Foam.....\$50 SIZE CHOICES <input type="checkbox"/> D3425: W: 9½" D: 1" H:10" <input type="checkbox"/> D3430: W: 9½" D: 1½" H:11" <input type="checkbox"/> D3435: W: 9½" D: 2" H:12"

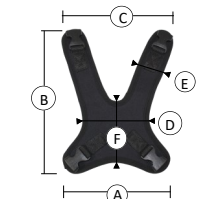
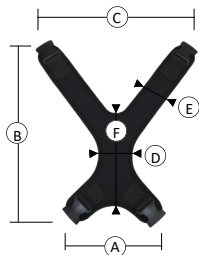
FIPS



Sunmate extra-soft	½ unit: BP-0.5U-XS	\$140	<input type="checkbox"/>	1 unit: BP-1U-XS	\$225	<input type="checkbox"/>
Sunmate soft	½ unit: BP-0.5U-S	\$140	<input type="checkbox"/>	1 unit: BP-1U-S	\$225	<input type="checkbox"/>
Sunmate medium	½ unit: BP-0.5U-M	\$140	<input type="checkbox"/>	1 unit: BP-1U-M	\$225	<input type="checkbox"/>

* Note: A Lycra cover is required to utilize FIPS.

CHEST SUPPORT



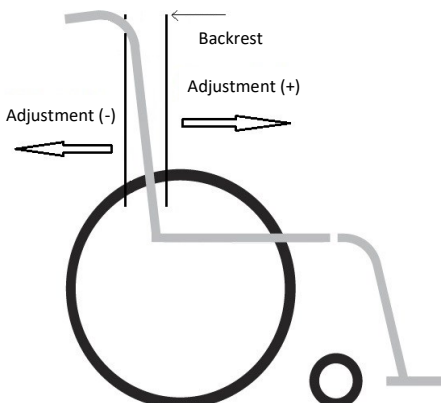
CHEST SUPPORT—MEN									
#PRODUCT	SIZE	A	B	C	D	E	F	PRICE	CHOICE
SC7595	Small	6"	14"	8 ½"	2 ½"	2 ¼"	7"	\$148	<input type="checkbox"/>
SC7600	Medium	7 ¾"	17"	10 ½"	2 ¾"	2 ¼"	7"	\$148	<input type="checkbox"/>
SC7605	Large	8 ½"	18"	14"	2 ½"	2 ¼"	7"	\$148	<input type="checkbox"/>
CHEST SUPPORT—WOMEN									
#PRODUCT	SIZE	A	B	C	D	E	F	PRICE	CHOICE
SC7610	Small	7 ¾"	13 ½"	10"	3 ½"	2"	6 ¾"	\$148	<input type="checkbox"/>
SC7615	Medium	8 ¼"	15 ½"	14"	2 ¾"	2 ¼"	7 ¾"	\$148	<input type="checkbox"/>
SC7620	Large	9"	18"	17"	2 ¾"	2 ¼"	7"	\$148	<input type="checkbox"/>
CHEST SUPPORT—CHILDREN									
#PRODUCT	SIZE	A	B	C	D	E	F	PRICE	CHOICE
SC7625	One size	6"	11"	8 ½"	5"	2 ¼"	6 ¾"	\$143	<input type="checkbox"/>

Notes:

Please note that it is unnecessary to send page 4 when ordering.

SPECIFICATION TABLE

Table 1 - HP2 Setup Chart— Including a 1" cushion

External width of the wheelchair cane \ HP2 backrest width	12"	14"	16"	18"	20"	Technical diagram
12"	- 1" to + 2½"					
13"	- 1½" to + 2"					
14"	OPTION* 2" to + 1½"	- 1" to + 2½"				
15"		- 1½" to + 2"				
16"		OPTION* - 2" to + 1½"	- 1" to + 2½"			
17"			- 1½" to + 2"			
18"			OPTION* - 2" to + 1 ½"	- 1" to + 2 ½"		
19"				- 1½" to + 2"		
20"				OPTION* - 2" to + 1½"	- 1" to + 2½"	
21"					- 1½" to + 2"	

*OPTION, adjustment extension