



# ORDER FORM

## Stimulite® Contoured Cushion

**CANADIAN MSRP  
PRICE ONLY**



SEND

2025-01-06



|                   |                                   |                              |                             |
|-------------------|-----------------------------------|------------------------------|-----------------------------|
| Date:             |                                   | P.O.#:                       |                             |
| Client Last Name: |                                   | Client First Name:           |                             |
| Ordered by:       |                                   |                              |                             |
| Establishment:    |                                   |                              |                             |
| Address:          |                                   |                              |                             |
| Phone:            |                                   | Fax:                         |                             |
| Email address:    |                                   |                              |                             |
| ➔                 | Order confirmation by email       | Yes <input type="checkbox"/> | No <input type="checkbox"/> |
| ➔                 | Subscribe to Physipro™ newsletter | Yes <input type="checkbox"/> | No <input type="checkbox"/> |

### ADP CODE

#### Standard Sizes:

Flat Bottom: SESRR0020  
Sling Bottom: SESRR0025

Non-Standard Sizes: N/A

|  |                         |
|--|-------------------------|
|  | Price Specification     |
|  | Technical Specification |

### CONTOURED



The **Stimulite® Contoured** provides optimal pelvic positioning for improved posture and stability. Designed for people who require a higher level of pressure management, the ventilated Stimulite Contoured cushion consists of multiple layers of flexible Stimulite honeycomb specifically engineered with soft and firm areas. Installation choice: Flat bottom or Sling bottom.

**INCLUDED:** A standard cover with pocket and a laundry bag (LDBAG) are included with the purchase of each cushion.

**Cushion thickness:** 3 ½" (8.89 cm)

**Suggested weight limit:** 250 lb (113 kg) for cushions up to 16" X 16"

**Cushion Weight:** 3 ¼ lb (1.47 kg)

350 lb (159 kg) for cushion 17" and above

### DIMENSION - FLAT BOTTOM

|                                | DIMENSIONS: MIN.: 12" x 12"    MAX.: 22" X 20"   | CODE                          | PRICE  | CHOICE |
|--------------------------------|--|-------------------------------|--------|--------|
|                                |  |                               |        |        |
| PRODUCT                        | DESCRIPTION  |                               |        |        |
| Standard Sizes                 | 14" x 16" <input type="checkbox"/> 16" x 16" <input type="checkbox"/> 16" x 18" <input type="checkbox"/> 18" x 16" <input type="checkbox"/> 18" x 18" <input type="checkbox"/> | CD...                         | \$1008 | ←      |
|                                | 18" x 20" <input type="checkbox"/> 20" x 16" <input type="checkbox"/> 20" x 18" <input type="checkbox"/>   |                               | \$1049 | ←      |
|                                | 20" x 20" <input type="checkbox"/>   |                               | \$1091 | ←      |
|                                | 22" x 18" <input type="checkbox"/> 22" x 20" <input type="checkbox"/>  |                               | \$1192 | ←      |
| Non-Standard Sizes / Bariatric | Width (12" to 20"): _____ "  | Depth (12" to 20")<br>_____ " | \$1195 | ←      |
|                                | Width (21" to 22"): _____ "  |                               | \$1314 | ←      |

### DIMENSION - SLING BOTTOM



|                                | DIMENSIONS: MIN.: 14" x 12"    MAX.: 22" X 20"   | CODE                          | PRICE  | CHOICE |
|--------------------------------|--|-------------------------------|--------|--------|
|                                |  |                               |        |        |
| PRODUCT                        | DESCRIPTION  |                               |        |        |
| Standard Sizes                 | 14" x 16" <input type="checkbox"/> 16" x 16" <input type="checkbox"/> 16" x 18" <input type="checkbox"/> 18" x 16" <input type="checkbox"/> 18" x 18" <input type="checkbox"/> | CD...S                        | \$1049 | ←      |
|                                | 18" x 20" <input type="checkbox"/> 20" x 16" <input type="checkbox"/> 20" x 18" <input type="checkbox"/>   |                               | \$1091 | ←      |
|                                | 20" x 20" <input type="checkbox"/>   |                               | \$1126 | ←      |
|                                | 22" x 18" <input type="checkbox"/> 22" x 20" <input type="checkbox"/>  |                               | \$1239 | ←      |
| Non-Standard Sizes / Bariatric | Width (14" to 20"): _____ "  | Depth (12" to 20")<br>_____ " | \$1239 | ←      |
|                                | Width (21" to 22"): _____ "  |                               | \$1361 | ←      |

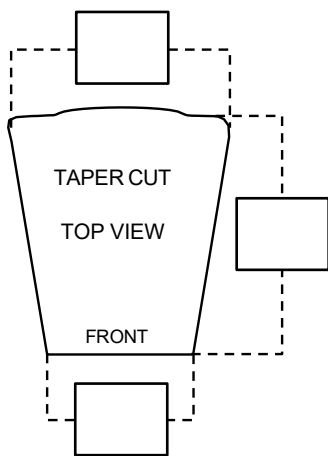
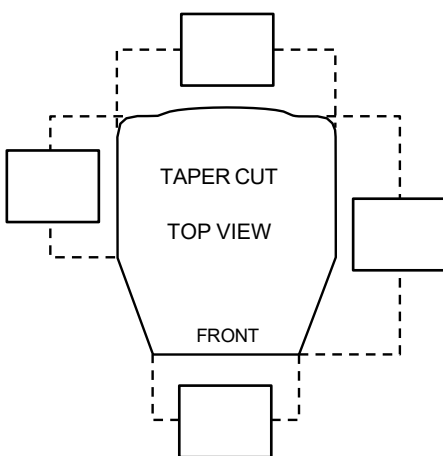
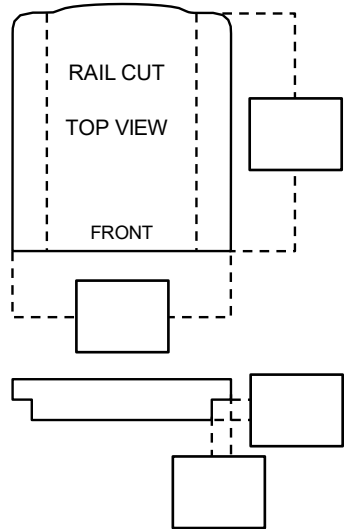
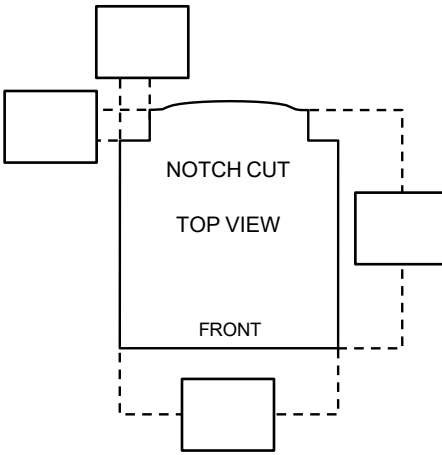
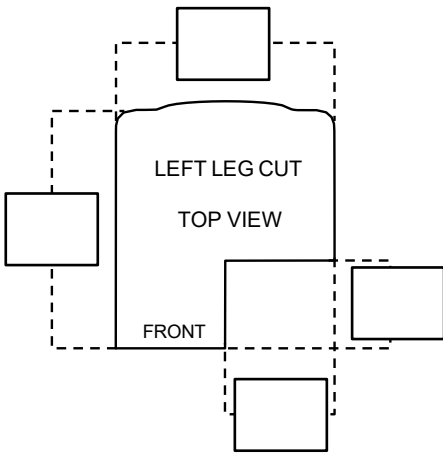
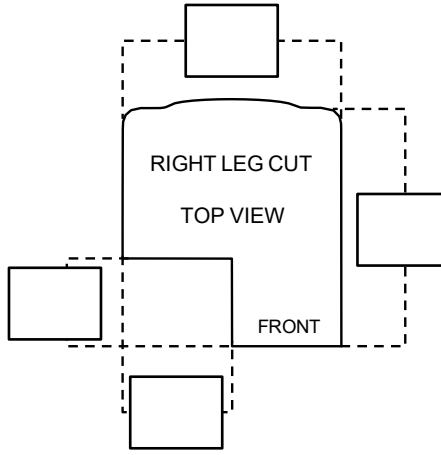
### SPECIAL CUT

|                    |   |                    |       |                          |
|--------------------|---|--------------------|-------|--------------------------|
| <b>Special Cut</b> | If a special cut is required, please check the box and fill in the <b>SPECIAL CUT</b> section on page 2. Standard cushion cover included. Non-refundable. | <b>SPECIAL CUT</b> | \$176 | <input type="checkbox"/> |
|--------------------|---|--------------------|-------|--------------------------|

### ADDITIONAL COVERS

|                          |  |                          |        |                          |
|--------------------------|--|--------------------------|--------|--------------------------|
| <b>Additional Covers</b> | Standard cover for flat bottom cushion   | CCD...                   | \$185  | <input type="checkbox"/> |
|                          | Standard cover for sling bottom cushion  | CCD...S                  | \$185  | <input type="checkbox"/> |
|                          | Wool Cover   | CCDW...                  | \$256  | <input type="checkbox"/> |
|                          | Outdoor cover  | COCD...                  | \$194  | <input type="checkbox"/> |
|                          | Waterproof cover 8" to 20"   | WPC...                   | \$137  | <input type="checkbox"/> |
|                          | Waterproof cover 21" to 30"  |                          | \$197  | <input type="checkbox"/> |
|                          | If a special cut is selected, a surcharge will be applied to the price of purchase of each additional cover. | <b>SPECIAL CUT COVER</b> | + \$54 | <input type="checkbox"/> |

| STIMULITE® ACCESSORIES  |                    |   |                  |                   |                          |                          |
|---|--------------------|---|------------------|-------------------|--------------------------|--------------------------|
| PRODUCT   | DESCRIPTION        |   |                  | CODE              | PRICE                    | CHOICE                   |
|  | Positioning wedges | Wedges are covered in Cordura fabric with Velcro for easy attachment to cushion bottom.   | 14 ¾" x 10" x 1" | <b>WEDGE14101</b> | <b>\$241</b>             | <input type="checkbox"/> |
|   |                    |   | 14 ¾" x 10" x 2" | <b>WEDGE14102</b> |                          | <input type="checkbox"/> |
|   |                    |   | 15 ¾" x 10" x 1" | <b>WEDGE15101</b> |                          | <input type="checkbox"/> |
|   |                    |   | 15 ¾" x 10" x 2" | <b>WEDGE15102</b> |                          | <input type="checkbox"/> |
|  | Lumbar Support     | The honeycomb lumbar cushion provides firm support, conforming comfortably to the natural curve of your body. Antifungal and antibacterial. | <b>LSUPP</b>     | <b>\$170</b>      | <input type="checkbox"/> |                          |

| SPECIAL CUT   |   |   |
|---|---|---|
| <p>→ Please enter the required dimensions in the appropriate boxes.</p>   |   |   |
|  <p>TAPER CUT<br/>TOP VIEW<br/>FRONT</p>  |  <p>TAPER CUT<br/>TOP VIEW<br/>FRONT</p>     |  <p>RAIL CUT<br/>TOP VIEW<br/>FRONT</p>       |
|  <p>NOTCH CUT<br/>TOP VIEW<br/>FRONT</p> |  <p>LEFT LEG CUT<br/>TOP VIEW<br/>FRONT</p> |  <p>RIGHT LEG CUT<br/>TOP VIEW<br/>FRONT</p> |

SPECIAL CUTS ARE NON-REFUNDABLE!

**SHIPPING IS NOT INCLUDED IN THE PRICE**  
 Returned merchandise is subject to a 20% restocking fee.  
 Prices are in Canadian dollars - Prices and specifications are subject to change without notice.

