

ORDER FORM

Stimulite® Pediatric Cushion



**CANADIAN MSRP
PRICE ONLY**





Version 01



| | |
|-------------------|--------------------|
| Date: | P.O.#: |
| Client Last Name: | Client First Name: |
| Ordered by: | |
| Establishment: | |
| Address: | |
| Phone: | Fax: |
| Email address: | |

ADP CODE
Corbee Standard Sizes:
 Flat Bottom: SESRR0100
 Sling Bottom: SESRR0110
Contoured Non-Standard Sizes:
 SESRR0065

| | | |
|----------------------------------|------------------------------|-----------------------------|
| Order confirmation by email | Yes <input type="checkbox"/> | No <input type="checkbox"/> |
| Subscribe to Physipro newsletter | Yes <input type="checkbox"/> | No <input type="checkbox"/> |

| | | | |
|---|-------------------------|-----|---|
|  | Price Specification | ... | Code to be completed by the customers service agent |
|  | Technical Specification | | |



| | |
|-----------------|---|
| INCLUDED | A laundry bag (LDBAG) is provided with the purchase of each cushion |
|-----------------|---|

CORBEE® PEDIATRIC





Weighing between 1 to 2 lb (0.45 to 0.90 kg) and measuring 2" thick, the **Corbee®** Pediatric cushion is specially designed for children whose weight does not exceed 175 lb (80 kg). Machine washable and dryer safe, the **Corbee®** Pediatric cushion is available with a flat or a sling bottom and may be ordered in non-standard sizes.

DIMENSION - FLAT BOTTOM

|  | MIN. / MAX SIZES: Width : 6" to 16" Depth : 6" to 16" | | | | | |
|--|---|------------------------------------|------------------------------------|-------|-------|--------|
| PRODUCT | DESCRIPTION | | | CODE | PRICE | CHOICE |
| Standard Sizes | 10" x 10" <input type="checkbox"/> | 12" x 12" <input type="checkbox"/> | 14" x 14" <input type="checkbox"/> | PD... | \$457 | ← |
| Non-Standard Sizes  | 6" to 16" | W: _____" | D: _____" | | \$554 | ← |

DIMENSION - SLING BOTTOM

| | | | | | | | | |
|--|---|--|------------------------------------|--|------------------------------------|--------|-------|---|
|  | MIN. / MAX SIZES: Width : 8" to 16" Depth : 8" to 16" | | | | | | | |
| Standard Sizes | 10" x 10" <input type="checkbox"/> | | 12" x 12" <input type="checkbox"/> | | 14" x 14" <input type="checkbox"/> | PD...S | \$496 | ← |
| Non-Standard Sizes  | 8" to 16" | | W: _____" | | D: _____" | | \$593 | ← |

WEDGE

| | | | | | |
|-------|---|---|----------|-------|---|
| Wedge | 14" x 10" x 1" <input type="checkbox"/> | 15" x 10" x 1" <input type="checkbox"/> | WEDGE... | \$212 | ← |
| | 14" x 10" x 2" <input type="checkbox"/> | 15" x 10" x 2" <input type="checkbox"/> | | | |

SPECIAL CUT



| | | | | |
|-----|--|-------------|-------|--------------------------|
| Cut | Special cuts require a drawing and are nonrefundable. Cover include. | SPECIAL CUT | \$171 | <input type="checkbox"/> |
|-----|--|-------------|-------|--------------------------|

COVERS

| | | | | |
|--------|------------------------------|---------|-------|--------------------------|
| Covers | Standard cushion cover | CPD... | \$160 | <input type="checkbox"/> |
| | Standard sling cushion cover | CPD...S | \$160 | <input type="checkbox"/> |
| | Wool Cover | CPDW... | \$207 | <input type="checkbox"/> |
| | Outdoor cover | COPD... | \$121 | <input type="checkbox"/> |
| | Waterproof cover 8" to 20" | WPC... | \$121 | <input type="checkbox"/> |

ACCESSORIES

| | | | | |
|-------------|-------------------|-------|-------|--------------------------|
| Accessories | Lumbar Support | LSUPP | \$195 | <input type="checkbox"/> |
| | Detachable pocket | DPCKT | \$40 | <input type="checkbox"/> |

| PEDIATRIC CONTOURED | | | | |
|--|--|--|------------------------------------|---------------|
|  | | <p>Weighing between 1 and 2 lb (0.45 to 0.90 kg) and measuring 2 ½" thick, the Pediatric Contour cushion is designed for children whose weight does not exceed 125 lb (57 kg). Machine washable and dryer safe, the Pediatric Contour is specially designed to follow the growth of the child with an extra positioning with growth feature. It is recommended that this cushion be ordered 2" larger than required to maximize the potential of this feature. Available with a flat bottom only, this cushion maybe ordered in non-standard sizes.</p> | | |
| DIMENSION - FLAT BOTTOM | | | | |
| MIN. / MAX SIZES: Width : 8" to 16" Depth : 8" to 16" | | | | |
| PRODUCT | DESCRIPTION | | CODE | PRICE |
| Standard Sizes | 10" x 10" <input type="checkbox"/> | 12" x 12" <input type="checkbox"/> | 14" x 14" <input type="checkbox"/> | PDCD... \$518 |
| Non-Standard Sizes  | 8" to 16" | W: _____ " D: _____ " | | \$615 |
| WEDGE | | | | |
| Wedge | 14" x 10" x 1" <input type="checkbox"/> | 15" x 10" x 1" <input type="checkbox"/> | WEDGE... | \$212 |
| | 14" x 10" x 2" <input type="checkbox"/> | 15" x 10" x 2" <input type="checkbox"/> | | |
| SPECIAL CUT | | | | |
| Cut | Special cuts require a drawing and are nonrefundable. Cover include. | | SPECIAL CUT | \$171 |
| COVERS | | | | |
| Covers | Standard cushion cover | | CPDCD... | \$160 |
| | Wool Cover | | CPDCDW... | \$207 |
| | Outdoor cover | | COPDCD... | \$121 |
| | Waterproof cover 8" to 20" | | WPC... | \$121 |
| ACCESSORIES | | | | |
| Accessories | Lumbar Support | | LSUPP | \$195 |
| | Detachable pocket | | DPCKT | \$40 |



SHIPPING IS NOT INCLUDE IN THE PRICE

Returned merchandizes are subject to a 20% restocking fee.

Prices are in Canadian dollars - Prices and specifications are subject to change without notice