

Date :	P.O.#:
Made for (client) Last name:	First name:
Ordered by :	
Establishment :	
Address :	
Phone :	Fax :



2019-10-21

CONFIRM ORDER BY E-MAIL	Yes <input type="checkbox"/>	No <input type="checkbox"/>
SUBSCRIBE TO PHYSIPRO NEWSLETTER	Yes <input type="checkbox"/>	No <input type="checkbox"/>
YOUR EMAIL ADDRESS		



Multiple postural components such as headrest, lumbar support and thoracolumbar wedge can be easily installed. The new 4 point quick release hardware system provides easy detachment for folding the wheelchair.

#### BACK CHOICE

- D6000: Standard: 3/32" thick **\$720**
- D6005: Heavy Duty: 1/8" thick **\$750**

#### COVER OPTIONS

- VP1CC: Standard Cover **n/c**
- D5212: Lycra Black **n/c**
- VP1C: Extra Cover Air knit Black **\$203**
- D5212: Extra Cover Lycra Black **\$203**
- D5213: Incontinent Cover **\$90**

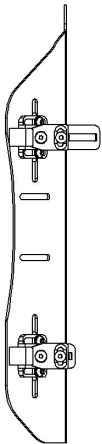
#### BACK SIZE

CHOICE	BACK SIZE (W X H)	ADJUSTMENT OF THE LATERALS BACKREST	ADJUSTMENT OF THE LATERALS WHEELCHAIR CANES	ASSOCIATED CHAIR WIDTH	TYPE OF WHEELCHAIRS
	10" x 10"	6.5" to 8.5"	3.5" to 11"	10" and 11"	Pediatric
	10" x 12"				
	12" x 12"	8.5" to 10.5"	5.5" to 13"	12" and 13"	Pediatric
	12" x 14"				
	14" x 14"	10.5" to 12.5"	7.5" to 15"	14" and 15"	Adult
	14" x 16"				
	16" x 16"	12.5" to 14.5"	9.5" to 17"	16" and 17"	Adult
	16" x 18"				
	16" x 20"				
	18" x 16"	14.5 to 16.5"	11.5" to 19"	18" and 19"	Adult
	18" x 18"				
	18" x 20"				
	20" x 16"	16.5" to 18.5"	13.5" to 21"	20" and 21"	Adult
	20" x 18"				
	20" x 20"				

#### CUSTOM BACKREST SIZE

CUSTOMIZATION FEE \$126					
WIDTH	<input type="checkbox"/> 12"	<input type="checkbox"/> 14"	<input type="checkbox"/> 16"	<input type="checkbox"/> 18"	<input type="checkbox"/> 20"
HEIGHT	_____ "				


ANGLE ADJUSTMENT CHOICE



TOP	
0°	<input type="checkbox"/>
Standard 5°	<input type="checkbox"/>
10°	<input type="checkbox"/>

BOTTOM	
Standard 0°	<input type="checkbox"/>
5°	<input type="checkbox"/>
10°	<input type="checkbox"/>

MOUNTING HARDWARE



**Fixed stabilizer**

D3345 For 1" diameter tube

D3346 For 7/8" diameter tube

D3347 For 3/4" diameter tube

CUSHION CHOICE

**STANDARD FOAM COMPOSITION**

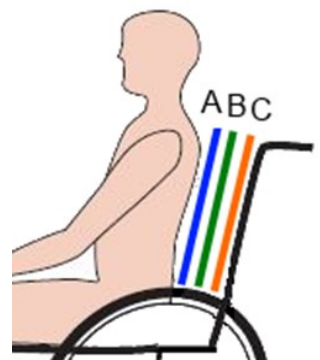
VPZ: Urethane 1 1/2" (N/C)

VPU: CUSTOM FOAM OVERLAY \$126


Additional customization fees apply in addition to the price of the foam. Please indicate the letter (A, B, C) to determine your foam selection. *(refer to the figure)*

**Choice of foam (for customization only)**

<input type="checkbox"/> VR10084C Urethane 1/2" \$12	<input type="checkbox"/> SBS-5 Stimulite 1" \$291
<input type="checkbox"/> VR10076 Urethane 1" \$18	<input type="checkbox"/> VR10110C Sunmate soft 1/2" \$51
<input type="checkbox"/> VR10088 Urethane 1 1/2" \$35	<input type="checkbox"/> VR10091C Sunmate soft 1" \$87
<input type="checkbox"/> VR10074 Viscose 1/2" \$35	<input type="checkbox"/> VR10111C Temper T36 1/2" \$95
<input type="checkbox"/> VR10073 Viscose 1" \$55	<input type="checkbox"/> VR10095C Temper T38 1" \$194
<input type="checkbox"/> VR10085C Latex 1" \$32	



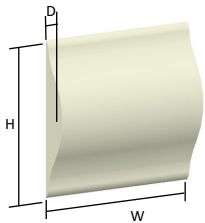
FIPS




Sunmate extra-soft 1/2 unit: BP-0.5U-XS \$140 <input type="checkbox"/>	1 unit: BP-1U-XS \$225 <input type="checkbox"/>
Sunmate soft 1/2 unit: BP-0.5U-S \$140 <input type="checkbox"/>	1 unit: BP-1U-S \$225 <input type="checkbox"/>
Sunmate medium 1/2 unit: BP-0.5U-M \$140 <input type="checkbox"/>	1 unit: BP-1U-M \$225 <input type="checkbox"/>

Note: You must order a Lycra cover to utilize FIPS.

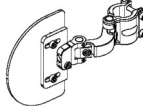
POSTURAL COMPO-

WEDGE			LUMBAR SUPPORT
<p><input type="checkbox"/> <b>D3395</b> THORACOLUMBAR WEDGE <b>\$30</b></p> <p><input type="checkbox"/> LEFT    <input type="checkbox"/> RIGHT</p> <p>THICKNESS</p> <p><input type="checkbox"/> 1" <input type="checkbox"/> 1 1/2" <input type="checkbox"/> 2"</p> <p>WIDTH: 4" HEIGHT: determined based on the size of the backrest</p>	<p><input type="checkbox"/> <b>D3405</b> LUMBAR WEDGE <b>\$24</b></p> <p>THICKNESS</p> <p><input type="checkbox"/> 1" <input type="checkbox"/> 1 1/2" <input type="checkbox"/> 2"</p> <p>HEIGHT: 8" WIDTH: determined based on the size of the backrest</p>	<p><input type="checkbox"/> <b>D3385</b> THORACIC WEDGE <b>\$24</b></p> <p>THICKNESS</p> <p><input type="checkbox"/> 1" <input type="checkbox"/> 1 1/2" <input type="checkbox"/> 2"</p> <p>HEIGHT: 4" WIDTH: determined based on the size of the backrest</p>	 <p><input type="checkbox"/> #1 : <b>D3410</b> L 9 1/2" P: 1" H: 10" \$39</p> <p><input type="checkbox"/> #2 : <b>D3415</b> L 9 1/2" P: 1 1/2" H: 11" \$39</p> <p><input type="checkbox"/> #3 : <b>D3420</b> L 9 1/2" P: 2" H: 12" \$39</p>

**HARDWARE OPTIONS**



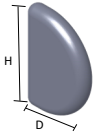
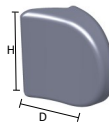
ADJUSTABLE  
**\$68 each**





FIXED TO THE WHEELCHAIR CANE  
**\$144 each** (fixed hardware only)  
Will properly fit 3/4", 7/8" or 1" tubing diameter.



Product #	L	Product #	R	Product #	L	Product #	R
DVRG		DVRD		DVMG		DVMD	


**PAD OPTIONS**

STRAIGHT						PROFIED					
\$92 each						\$92 each					
											
Product #	L	size	R	Product #	Adjustment	Product #	L	size	R	Product #	Adjustment
DV001G		4" H x 4" D		DV001D	Pediatric Small	DVP001G		4" H x 4" D		DVP001D	n/a
DV002G		6" H x 4 1/2" D		DV002D	1 1/2" adjustable in height	DVP002G		6" H x 4 1/2" D		DVP002D	1 1/2" adjustable in height
DV003G		7" H x 4 1/2" D		DV003D	1 1/2" adjustable in height	DVP003G		7" H x 4 1/2" D		DVP003D	1 1/2" adjustable in height
DV004G		8" H x 4 1/2" D		DV004D	2 1/2" adjustable in height	DVP004G		8" H x 4 1/2" D		DVP004D	2 1/2" adjustable in height
DV005G		8" H x 5 1/2" D		DV005D	2 1/2" adjustable in height	DVP005G		8" H x 5 1/2" D		DVP005D	2 1/2" adjustable in height
DV006G		10" H x 4 1/2" D		DV006D	2 1/2" adjustable in height	DVP006G		10" H x 4 1/2" D		DVP006D	2 1/2" adjustable in height
DV007G		10" H x 5 1/2" D		DV007D	2 1/2" adjustable in height	DVP007G		10" H x 5 1/2" D		DVP007D	2 1/2" adjustable in height
<b>CUSTOMIZATION \$126 PLEASE INDICATE YOUR MEASUREMENTS</b>						<b>CUSTOMIZATION \$126 PLEASE INDICATE YOUR MEASUREMENTS</b>					
DVTG	L		R	DVTD		DVTG	L		R	DVTD	

**HEADREST SUPPORT AND PAD**

**STRAIGHT**  
AT5115  
**\$187**  
  
**PAD STANDARD**  
  
**220\$**  
 AT5000: 7" x 4"  
 AT5005: 8" x 5"  
 AT5010: 9" x 6"

**DE-PORTED**  
**\$209**  
  
**ADJUSTABLE LATERAL HEADREST PAD**  
  
**326\$**  
 AT5060: 5" x 4 1/2"  
 AT5070: 6" x 5 1/2"

**SYMBIO**  
**\$313**  
  
ADULT  
AT5450   
  
PEDIATRIC  
AT5455   
  
**LATERAL EXTENSIONS**  
 3 1/2" x 5"  
 4" x 6"

Notes