



Products catalog



PHYSIPRO

Seating and mobility solutions



Message from the President

I am pleased to present our new Physipro catalog.

Inside you will find information on all of our fine products that we hope will answer your questions concerning postural support devices and your specific needs.

I am confident that you will be delighted with the broad range of our value-added products and impressed by the standard of perfection upheld by the Physipro team. Our company places the utmost importance on the human factor in all that we do.

At Physipro, our focus has always been on the individuals for whom we create our products, and we make every effort to respond to all our clients' needs. This is our philosophy at Physipro and the driving force behind our company.

So sit back and enjoy browsing through our new catalog, and of course, don't hesitate to contact us should you require any further information.

President and CEO,

Mr Mario Ouellette.



Section 1 : Seats

1.1 Rigid Seat

Introduction -----	leaflet 1.1.1
Components-----	leaflet 1.1.2
Rigid base plate -----	leaflet 1.1.3
Conventional seat with depth contour-----	leaflet 1.1.3
Height/angle adjustable seat -----	leaflet 1.1.4
Height/angle adjustable seat - contoured depth-----	leaflet 1.1.4

1.2 Rigid-base-plate Hardware

Slotted metal hook and bracket mount-----	leaflet 1.2.1
Seat mounting hook-----	leaflet 1.2.2
Bracket -----	leaflet 1.2.2
Bracket mount -----	leaflet 1.2.2
Ratchet seat latch -----	leaflet 1.2.2
Slotted hook for seat with fittings -----	leaflet 1.2.3
Slotted hook for flush seat -----	leaflet 1.2.3

1.3 ULTRA Cushions

Introduction - ULTRA Cushion -----	leaflet 1.3.1
ULTRA Cushion - Standard -----	leaflet 1.3.2
ULTRA Cushion - Custom - Description of shape components-----	leaflet 1.3.3
ULTRA Cushion - Custom - -----	leaflet 1.3.4
ULTRA Cushion - Custom - Front Wedge -----	leaflet 1.3.5
ULTRA Cushion - Custom - Contoured Depth-----	leaflet 1.3.5
ULTRA Cushion - Custom - Anatomic -----	leaflet 1.3.5
ULTRA Cushion - Custom - Hemi and low profile -----	leaflet 1.3.6

1.4 Zero-pressure Cushions

Introduction - Zero-pressure Cushion - -----	leaflet 1.4.1
Zero-pressure Cushion - Standard -----	leaflet 1.4.2
Zero-pressure Cushion - Custom - Description of shape components-----	leaflet 1.4.3
Zero-pressure Cushion - Custom-----	leaflet 1.4.4
Zero-pressure Cushion - Custom - Hemi and Anatomic-----	leaflet 1.4.5
Zero-pressure Cushion - Custom - low profile -----	leaflet 1.4.6
Zero-pressure Cushion - Custom - Front wedge -----	leaflet 1.4.6
Zero-pressure Cushion - Custom - Contoured depth -----	leaflet 1.4.6

1.5 Stimulite® Cushions

The Intelligent support surface-----	leaflet 1.5.1
Total pressure management ® -----	leaflet 1.5.2
Classic cushion and Classic XS™ cushion -----	leaflet 1.5.3
Contour cushion and Contour XS™ cushion-----	leaflet 1.5.4
Slimline™ cushion and slimline XS™ -----	leaflet 1.5.5



TABLE OF CONTENTS

Corbee® pediatric cushion and Contoured pediatric cushion-----	leaflet 1.5.6
Sport cushion and On Top cushion cover -----	leaflet 1.5.7
Silver cushion and Bariatric Cushion -----	leaflet 1.5.8

1.6 Custom Seat Cushion

Introduction -----	leaflet 1.6.1
Foam composition -----	leaflet 1.6.2
Dispersion foam and comfort foam options -----	leaflet 1.6.3

1.7 Air Cell Contour Cushion

Introduction - Flexible Contour and Compensator-----	leaflet 1.7.1
Foam composition -----	leaflet 1.7.2
Air cell cushion contour -----	leaflet 1.7.3
Air cell cushion compensator -----	leaflet 1.7.4

1.8 Comfort Cushions

LXA Cushion -----	leaflet 1.8.1
Ellipse Cushion-----	leaflet 1.8.1
Brio Cushion -----	leaflet 1.8.2
Pudgee Sunmate Cushion -----	leaflet 1.8.2
Latex and Temper Cushion-----	leaflet 1.8.2
C3S Cushion -----	leaflet 1.8.3
Latex Cushion -----	leaflet 1.8.3
Viscose Cushion-----	leaflet 1.8.4
Urethane Cushion -----	leaflet 1.8.4

1.9 Molded Seat Cushion

Introduction -----	leaflet 1.9.1
Molded Seat Cushion - Urethane (Neocor) -----	leaflet 1.9.2
Molded Seat Cushion - Sunmate -----	leaflet 1.9.3
Molded Seat Cushion - Sunmate -----	leaflet 1.9.4

1.10 Installation Options

Built-in - Flat - Canvas Cut-----	leaflet1.10.1
-----------------------------------	---------------

1.11 Wedge

Wedge-----	leaflet 1.11.1
Cut-to-size wedge-----	leaflet 1.11.1
Anti-Thrust Wedge -----	leaflet 1.11.2
Pelvic Obliquity Wedge -----	leaflet 1.11.2
Anti-sling Wedge - pointed -----	leaflet 1.11.3
Anti-sling Wedge - flat -----	leaflet 1.11.3
Medial Thigh Abductor - Ethafoam-----	leaflet 1.11.4
Medial Thigh Abductor - Urethane (Neocor)-----	leaflet 1.11.4
Medial Thigh Abductor - Urethane (Neocor) Supplies-----	leaflet 1.11.4



1.12 Abductor Pommel and Mechanism

Abductor Pommel-----	leaflet 1.12.1
Push button Abductor -----	leaflet 1.12.2
Latch Abductor mechanism-----	leaflet 1.12.3
Horizontal release Abductor mechanism-----	leaflet 1.12.3
Vertical release Abductor mechanism-----	leaflet 1.12.4

1.13 Adductor Support mechanism and Cushion

Adductor Support mechanism -----	leaflet 1.13.1
Adductor Support pad-----	leaflet 1.13.2
Adductor Support mechanism hardware-----	leaflet 1.13.3

1.14 Lateral Pelvic Cushions

Introduction -----	leaflet 1.14.1
Custom Lateral Pelvic Support-----	leaflet 1.14.1
Rigid Lateral Pelvic Support with cushion -----	leaflet 1.14.2
Adjustable brackets for rigid Lateral Pelvic Support -----	leaflet 1.14.2
Adjustable bar for rigid Lateral Pelvic Support -----	leaflet 1.14.3

Section 2 : Backrest

2.0 HP2 Backrests

Introducing the HP2 Series -----	leaflet 2.0
----------------------------------	-------------

2.1 HP2 Backrest

Introduction -----	leaflet 2.1.1
Description of components -----	leaflet 2.1.2
Mounting system-----	leaflet 2.1.3
Anchor mechanism hardware -----	leaflet 2.1.4
Available kits-----	leaflet 2.1.5
Explanations about the choice of interface -----	leaflet 2.1.6
Thoracic supports -----	leaflet 2.1.7
Thoracic supports hardware-----	leaflet 2.1.8

2.2 HP2 Sport Backrest

Introduction -----	leaflet 2.2.1
Available kits-----	leaflet 2.2.2
Thoracic supports hardware-----	leaflet 2.2.3



TABLE OF CONTENTS

2.3 Impact dynamic and rigid backrest

Introduction	leaflet 2.3.1
Description of components	leaflet 2.3.2
Mounting system.....	leaflet 2.3.3
Add-on bracket and sliding directional bar	leaflet 2.3.4
Pin bar.....	leaflet 2.3.4
Pin hook.....	leaflet 2.3.4
Spring latch	leaflet 2.3.4
Dynamic and rigid - assembly option.....	leaflet 2.3.5
Dynamic and rigid - interface	leaflet 2.3.6
Dynamic and rigid - interface	leaflet 2.3.7
Thoracic supports	leaflet 2.3.8
Impact Backrest Cushion and cover	leaflet 2.3.9

2.4 Conventional Rigid Modular Backrest

Introduction Adult and Pediatric	leaflet 2.3.1
Parts description.....	leaflet 2.3.2
Slotted metal hook and bracket mounting system	leaflet 2.3.3
Backrest plate Adult and Pediatric	leaflet 2.3.4
Mounting parts	leaflet 2.3.5
Description of shape components and thoracic supports	leaflet 2.3.7
Backrest cushions	leaflet 2.3.8
Pelvic cushion	leaflet 2.3.9
Rigid pelvic support	leaflet 2.3.9
Adjustable bar for rigid pelvic support	leaflet 2.3.10
Straight fixed thoracic support	leaflet 2.3.11
Curved fixed thoracic support	leaflet 2.3.11
Extended fixed thoracic support	leaflet 2.3.12
Fixed thoracic support hardware	leaflet 2.3.13
Swing-away thoracic support mechanisms	leaflet 2.3.14
Straight and curved thoracic supports	leaflet 2.3.15



2.5 Conventional Flexible Modular Backrest

Introduction -----	leaflet 2.5.1
Parts description-----	leaflet 2.5.2
Slotted metal hook and bracket mounting system -----	leaflet 2.5.3
Backrest plate -----	leaflet 2.5.4
Mounting parts -----	leaflet 2.5.4
Mounting system options-----	leaflet 2.5.5
Description of shape components -----	leaflet 2.5.6
Backrest cushions -----	leaflet 2.5.7
Custom thoracic support-----	leaflet 2.5.8
Anti-sling thoracic support -----	leaflet 2.5.8
Custom thoracic support reinforcers-----	leaflet 2.5.8

2.6 Liberty Contour Backrest

Introduction -----	leaflet 2.6.1
Description of components -----	leaflet 2.6.2
High Profile, Low Profile and Custom -----	leaflet 2.6.3
Thoracic support choices-----	leaflet 2.6.4
Lumbar strap with cushion -----	leaflet 2.6.5
Tension bar-----	leaflet 2.6.5

2.7 Premium Backrest

Introduction -----	leaflet 2.7.1
Description of components -----	leaflet 2.7.2
Lumbar strap with cushion -----	leaflet 2.7.3
Tension bar-----	leaflet 2.7.3
Other options -----	leaflet 2.7.3
Choice of thoracic support for Standard Premium -----	leaflet 2.7.4
Thoracic support hardware-----	leaflet 2.7.5
Choice of thoracic support for Velcro Surface Premium -----	leaflet 2.7.5



TABLE OF CONTENTS

2.8 Velcro Fabric

Introduction	leaflet 2.8.1
Description of components	leaflet 2.8.2
Velcro fabric - Wheelchair	leaflet 2.8.3
Raised thoracic support	leaflet 2.8.4
Custom thoracic support	leaflet 2.8.4
Custom thoracic support - anti-sling	leaflet 2.8.5
Booster cushion	leaflet 2.8.5

2.9 Molded Backrest

Introduction	leaflet 2.9.1
Urethane molded cushion	leaflet 2.9.2
SunMate molded cushion	leaflet 2.9.3

2.10 Wedge

Thoracic wedge	leaflet 2.10.1
Lumbar wedge	leaflet 2.10.1
Thoracolumbar wedge	leaflet 2.10.1
Sacrolumbar corrector	leaflet 2.10.2

Section 3 : Headrests

3.1 Headrests

Headrest - Basic	leaflet 3.1.1
Headrest - Combination	leaflet 3.1.2
Headrest with adjustable lateral extensions	leaflet 3.1.3
Headband	leaflet 3.1.3

3.2 Headrest Supports

Headrest support - Multi-Axial	leaflet 3.2.1
Headrest support - Multiadjustable straight - Aluminum	leaflet 3.2.2
Headrest support - Multiadjustable offset - Aluminum	leaflet 3.2.2
Headrest support - Straight - Steel	leaflet 3.2.3
Headrest support - Offset - Steel	leaflet 3.2.3

3.3 Headrest Support Mounting Fixture

Internal headrest support mounting fixture	leaflet 3.3.1
External headrest support mounting fixture	leaflet 3.3.2

3.4 Headrest Hardware

Choice of parts	leaflet 3.4.1
-----------------------	---------------



Section 4 : Lap Tray

4.1 Lap Tray

Introduction -----	leaflet 4.1.1
Standard lap tray -----	leaflet 4.1.2
Lap tray strap -----	leaflet 4.1.3
Swing-away lap tray -----	leaflet 4.1.3
Swing-away half tray -----	leaflet 4.1.4
Hand support -----	leaflet 4.1.4

4.2 Lap Tray Cushions

Lap tray cushion -----	leaflet 4.2.1
Half tray cushion -----	leaflet 4.2.1
Elbow cushion -----	leaflet 4.2.1

4.3 Lap Tray Mounting System

Lap tray and half tray mounting hardware -----	leaflet 4.3.1
Lap tray slide options -----	leaflet 4.3.2

4.4 Upper Limb Trough Support

Introduction -----	leaflet 4.4.1
Components -----	leaflet 4.4.2

4.5 Armrests and Cushions - Standard and Custom

Introduction -----	leaflet 4.5.1
--------------------	---------------

4.6 Protective bracket for elbow

Introduction and components -----	leaflet 4.6.1
-----------------------------------	---------------

Section 5 : Corrective Foot Orthosis

5.1 Corrective Heel Support

Flexible corrective heel support -----	leaflet 5.1.1
Corrective heel support -----	leaflet 5.1.2
Corrector plate -----	leaflet 5.1.2
Footplate -----	leaflet 5.1.2
Neoprene protector -----	leaflet 5.1.2



TABLE OF CONTENTS

5.2 Foot Box

Introduction ----- leaflet 5.2.1

Components----- leaflet 5.2.2

5.3 Calf Support Panel

Introduction ----- leaflet 5.3.1

Foot Strap ----- leaflet 5.3.2

5.4 Heel Strap

Heel strap and foot restraint strap ----- leaflet 5.4.1

5.5 Ankle Support

Introduction ----- leaflet 5.5.1

5.6 Single Knee Stabilizer

Introduction ----- leaflet 5.6.1

Single knee stabilizer mounting system ----- leaflet 5.6.2

5.7 Double Knee Stabilizer

Introduction ----- leaflet 5.7.1

5.8 Knee Protector

Introduction ----- leaflet 5.8.1

5.9 Stump Support

Standard Stump Support----- leaflet 5.9.1

Multi-adjustable Stump Support----- leaflet 5.9.2

5.10 Rigid Foot Support

Introduction ----- leaflet 5.10.1

Section 6 : Positioning/Stabilizing Systems

6.1 Support Belts and Straps

Lap belt with metal buckle ----- leaflet 6.1.1

Lap belt with plastic buckle ----- leaflet 6.1.1

Lap belt with dual-adjustment plastic buckle ----- leaflet 6.1.1

Strap with Velcro and metal glide buckle----- leaflet 6.1.2

Padded lap belt ----- leaflet 6.1.2

Protector pad----- leaflet 6.1.2

6.2 Padded Y-style 4-point belt

Introduction ----- leaflet 6.2.1



6.3 Chest Harness

Flexible chest harness - Men's	leaflet 6.3.1
Flexible chest harness - Women's	leaflet 6.3.2
Flexible chest harness - Child's	leaflet 6.3.2
Installation information	leaflet 6.3.3

6.4 Torso Support

Introduction	leaflet 6.4.1
Description of components	leaflet 6.4.2
Torso support system	leaflet 6.4.3
Mounting hardware	leaflet 6.4.4
Torso support cushion	leaflet 6.4.5

Section 7 : Thoracic supports in bed

7.1 Thoracic supports in bed

Presentation	leaflet 7.1.1
Thoracic supports	leaflet 7.1.2

7.2 STIMULITE® Product

Pillow	leaflet 7.2.1
--------	---------------

Section 8: Waterproofing

8.1 Bath Cushion

Introduction	leaflet 8.1.1
--------------	---------------

Section 9 : Measuring devices

9.1 Measuring Devices

Goniometer	leaflet 9.1.1
Slide rule	leaflet 9.1.1




TABLE OF CONTENTS

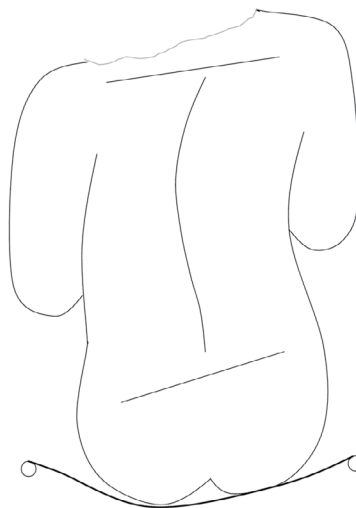
Section 10 : Supplies and Hardware

10.1 Supplies

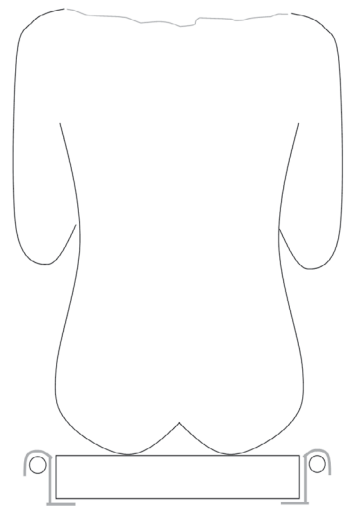
Constructor foam-----	leaflet 10.1.1
Ethafoam -----	leaflet 10.1.1
Plastazote-----	leaflet 10.1.2
Aerolite-----	leaflet 10.1.2
LXA foam -----	leaflet 10.1.2
Velva foam (neocor) -----	leaflet 10.1.3
Latex -----	leaflet 10.1.3
Viscose foam-----	leaflet 10.1.4
Sunmate -----	leaflet 10.1.5
Temper Foam-----	leaflet 10.1.5
Plastic ABS-----	leaflet 10.1.6
Polycarbonate (Lexan) -----	leaflet 10.1.6
Cube gel pad -----	leaflet 10.1.6
Waterproof foam and waterproof paint (grey) -----	leaflet 10.1.7
Insulation film and glue -----	leaflet 10.1.7
Incontinence cover -----	leaflet 10.1.7
Top cover -----	leaflet 10.1.7
Lap belt buckles and glide buckles-----	leaflet 10.1.8
Adjustment knobs handles-----	leaflet 10.1.8
Straps-----	leaflet 10.1.9
Fabrics-----	leaflet 10.1.10
Velcro-----	leaflet 10.1.10



The rigid plate counteracts pelvic tilt and helps stabilize the pelvis for better lower limb control. The plate is available in different shapes and formats according to the user's pathology and anthropometric measurements. The choice of composition material depends on the weight being supported. Height and angle adjustments are possible with a choice of mounting systems. In addition, lateral slots allow for depth adjustment.



Installation on original wheelchair canvas




Installation on rigid plate



1- SEATS

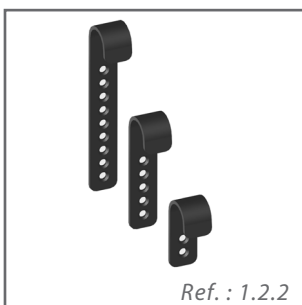
Rigid seat



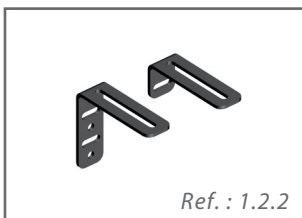
Ref. : 1.1.4

Attached by mounting hooks to obtain the desired seat-to-floor height and tilt angle, the rigid seat helps maintain a functional environment and controlled posture.

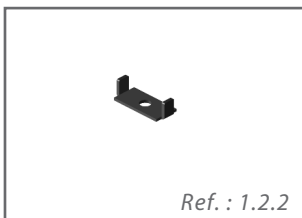
Where the wheelchair specifications allow, the seat may be installed on the interface rails. You must indicate your choice of mounting system and the plate's width and depth. Your choice of shapes is shown on the following pages.



Ref. : 1.2.2



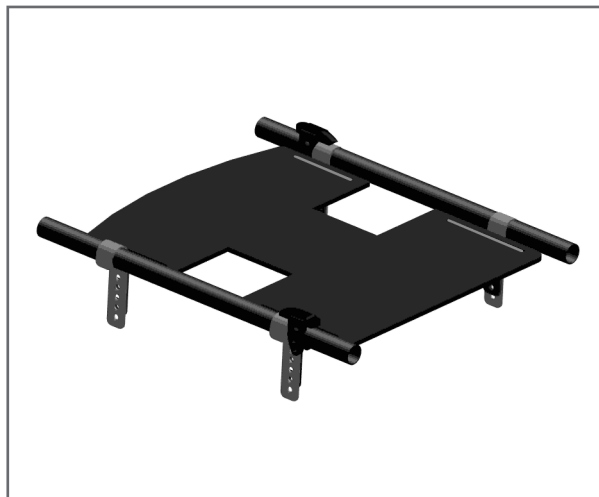
Ref. : 1.2.2

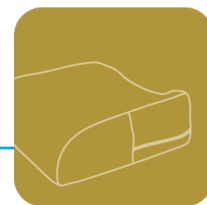


Ref. : 1.2.2



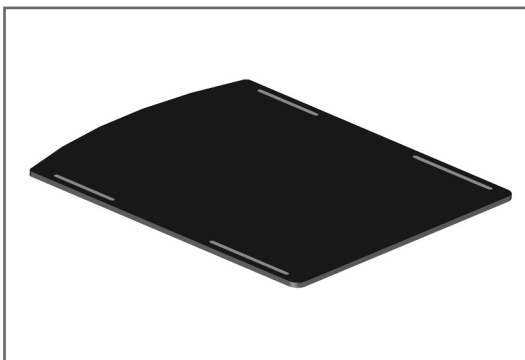
Ref. : 1.2.2





Shape choices

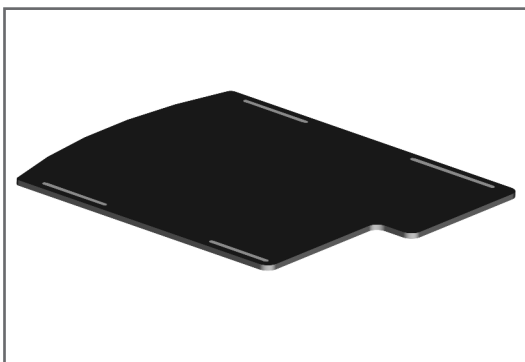
Conventional seat



Product No.	Thickness	
	in	cm
Plastic		
S1000	1/4	0.6
S1005	3/8	0.9
Aluminum		
S1010	3/16	0.5

Installs directly on the seat rails and is adjustable in depth. When ordering, please specify the required plate width and depth.

Conventional seat with depth contour



Product No.	Thickness	
	in	cm
Plastic (right-side release)		
S1015	1/4	0.6
S1020	3/8	0.9
Plastic (left-side release)		
S1025	1/4	0.6
S1030	3/8	0.9
Aluminum (right-side release)		
S1035	3/16	0.5
Aluminum (left-side release)		
S1040	3/16	0.5

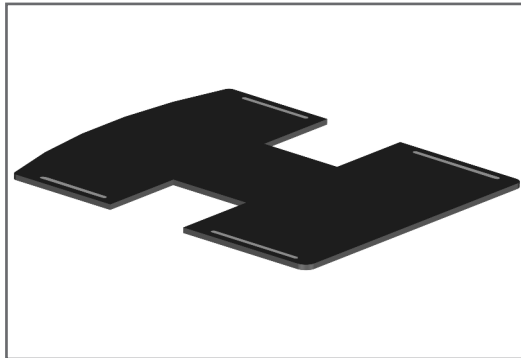
For leg length inequality. Installs directly on the seat rails and is adjustable in depth. When ordering, please specify the plate's required width and depth.



1- SEATS

Rigid seat


Height/angle adjustable seat



Product No.	Thickness	
	in	cm
Plastic		
S1045	1/4	0.6
S1050	3/8	0.9
Aluminum		
S1055	3/16	0.5

Mounting choices are shown in Section 1.2. When ordering, please specify the plate's width and depth.

Height/angle adjustable seat - contour



Product No.	Thickness	
	in	cm
Plastic (right-side release)		
S1060	1/4	0.6
S1065	3/8	0.9
Plastic (left-side release)		
S1070	1/4	0.6
S1075	3/8	0.9
Aluminum (right-side release)		
S1080	3/16	0.5
Aluminum (left-side release)		
S1085	3/16	0.5


For leg length inequality. Your choice of mounts is shown in Section 1.2. When ordering, please specify the plate's required width and depth.



Choice of mounting systems

The system consists of 4 hooks, 4 brackets, 4 bracket anchors, 2 clicket seat latch and the hardware needed for installation. This system allows for a variety of seat-to-floor height settings and tilt angle settings.

Slotted metal hook and bracket mounting system




Product No.	Number of holes	Tube diameter
S1095	2	7/8 in (2.2 cm)
S1100	2	1 in (2.5 cm)
S1110	5	7/8 in (2.2 cm)
S1115	5	1 in (2.5 cm)



1- SEATS

Seat mounting


Seat mounting hook



Product No.	Number of holes	Tube diameter
S1145	2	7/8 in (2.22 cm)
S1150	2	1 in (2.5 cm)
S1160	5	7/8 in (2.22 cm)
S1165	5	1 in (2.5 cm)

Allows for height and diameter adjustment depending on the frame.

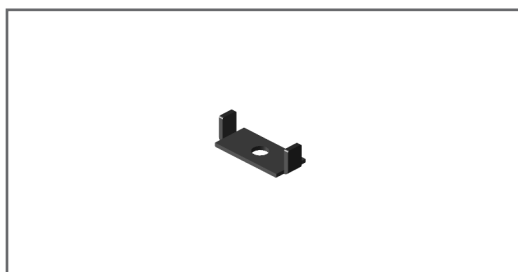
Bracket



Product No.	Description
S1185	2 holes
S1190	5 holes

Available in two formats for different mounting heights.


Bracket anchor



Product No.
S1195

Hardware to firmly secure the bracket to the adjustment slots.

Clicket seat latch



Product No.
S1200


Hardware to keep the seat in place.



Slotted hooks for seat

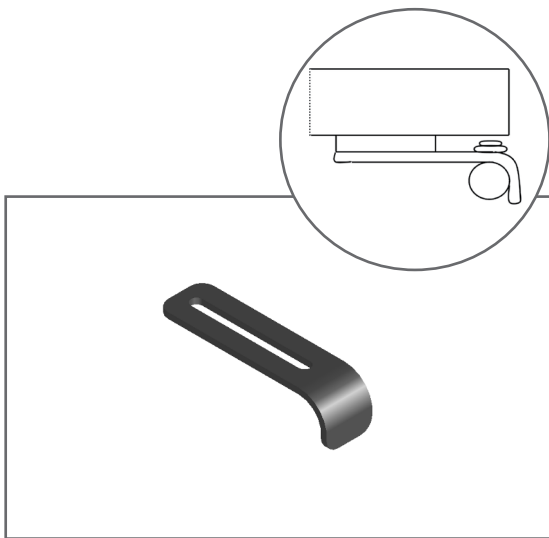
These hooks are available with two types of fittings (see table below) and allow for lateral adjustment. When ordering, please indicate the type of fitting and wheelchair tube diameter.

Slotted hook for seat with fittings



Product No.	Tube diameter	Choice of fittings
S1220	7/8" (2.2 cm)	1" (2.5 cm)
S1225	7/8" (2.2 cm)	1½" (3.8 cm)
S1230	7/8" (2.2 cm)	2" (5 cm)
S1235	1" (2.5 cm)	1" (2.5 cm)
S1240	1" (2.5 cm)	1½" (3.8 cm)
S1245	1" (2.5 cm)	2" (5 cm)

Used when installing a built-in rigid seat.

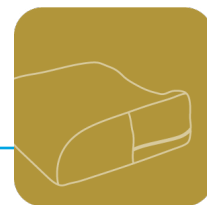


Slotted hook for flush seat

Product No.	Tube diameter
S1255	7/8 in (2.2 cm)
S1260	1 in (2.5 cm)

Used when installing a full-width rigid seat.



**ULTRA**
PHYSIPRO

The Ultra Cushion's shape allows a better control of the pressure distribution on the bony prominences (ischia

and coccyx) and ensures a controlled distribution of the weight on the global cushion surface. It helps to optimize the user's posture by preventing the pelvis from sliding forward (backward tilt) as well as laterally. The use of medium-density injected urethane foam offers both the firmness and flexibility required to obtain the desired levels of comfort and stability while the space allowed for the seat is filled in with memory foam (Temper Foam T36) allowing absorption and compliance with

the ischia ridge. To enhance comfort, the surface has a dispersion foam (visco elastic) covering.

This cushion is proposed in two models : standard and custom.

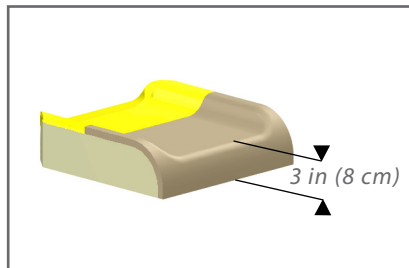


1- SEATS

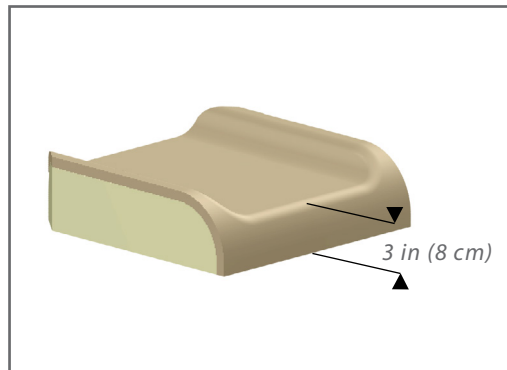
ULTRA cushion - standard

The ULTRA cushion is offered in this section in either standard or custom models. Both models are available with one waterproof Meshtex cover (with 2 Velcro strips depth wise) and a latex-free polyurethane incontinence cover. Installation options are shown in section 1.10.1.

The ULTRA - Standard is available in the formats shown below and in the shapes shown on the following pages.

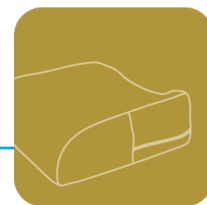


With sheet gel in the seat well



Standard



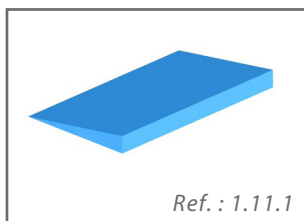

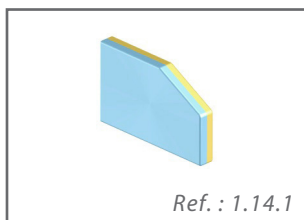

Product no.	Description
S1266	Ultra cushion
S1274	Ultra cushion > 20"
S1332-Ultra	Customization Fee – Ultra Cushion
S1334-Ultra	Fee for cover with gusset – Ultra Cushion
Cover	
S1271	Replacement cover
S1277	Waterproof Inner Cover
With sheet gel	
S1278	Ultra cushion with sheet gel in the seat well
S1281	Ultra cushion with sheet gel in the seat well > 20"



The ULTRA Cushion is offered on the following pages in the format of your choice with various shape options and shape components.

Installation options are shown in Section 1.10.1

Please use the order form.





1- SEATS

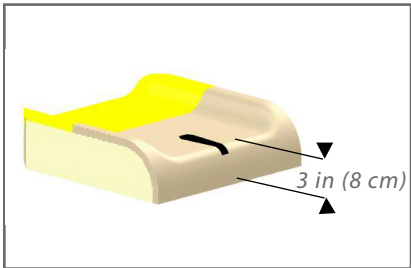
ULTRA cushion - custom

The ULTRA Cushion is available (In Option) in your choice of wedges and formats.
wedges:

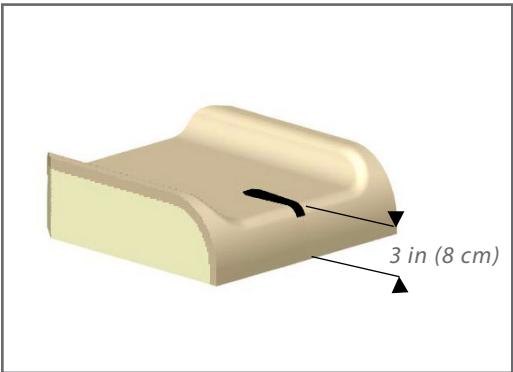
- Pelvic Obliquity Wedge
- Anti-Thrust Wedge
- Lateral Pelvic Cushion
- Medial Thigh Abductor wedge

These options allow for optimum pelvic correction and comfort. At your request, these wedges can be laminated to the cushion or attached with Velcro. Lateral Pelvic cushions are attached to the armrests with plastic fasteners.

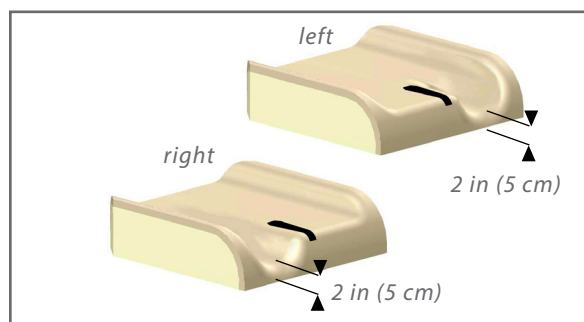
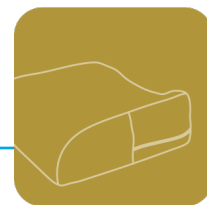
You can add other wedges to the ULTRA Cushion beyond the basic set. All of these are shown in Section 1.11.1 Simply indicate the desired wedges on the order form.



With sheet gel in the seat well



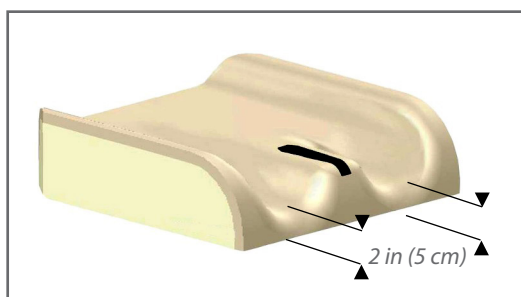
Product no.	Description
S1321	Ultra cushion - Custom
Cover	
S1326	Replacement cover Ultra cushion - Custom
With sheet gel	
S1333	sheet gel in the seat well - Custom



ULTRA Cushion - Hemi

Product no.	Description
S1321	Hemi right - custom Hemi left - custom (See Order form to select a shape)
S1333	Hemi right - custom with sheet gel Hemi left - custom with sheet gel (See Order form to select a shape)

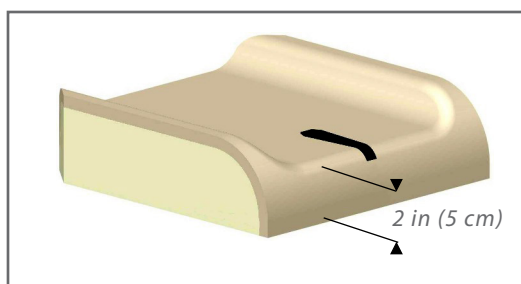
For hemiplegic clients the cushion is lowered on one side to keep the impaired limb elevated, creating an Anti-Thrust Wedge so the foot of the functional limb can reach the floor to facilitate hand/foot propelling. For example, the ULTRA cushion for right hemiplegia is lowered on the left. The ULTRA Cushion - Hemi is made to your specifications with the option of adding shape components.



ULTRA Cushion - Custom - Anatomic

Product no.	Description
S1321	Anatomic - custom (See Order form to select a shape)
S1333	Anatomic - custom with sheet gel (See Order form to select a shape)

Relief of this cushion respects body shapes and thus increases the contact surface to reduce pressure. Low-profiled, its shape allows to put foot on the floor to facilitate propelling and acts like an abductor. The ULTRA Cushion - Custom - Anatomic is available with a variety of shape components shown in Section 1.11. Installation options are shown in Section 1.10.



ULTRA Cushion - Low Profile

Product no.	Description
S1321	Low profile - custom (See Order form to select a shape)
S1333	Low profile - custom with sheet gel (See Order form to select a shape)

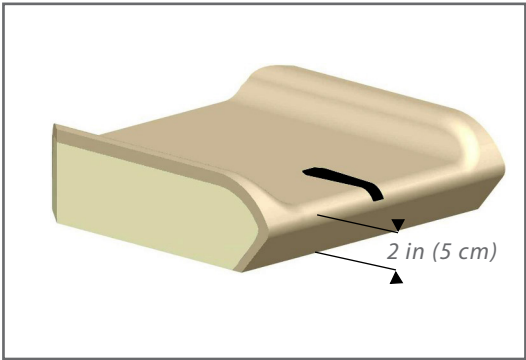
The ULTRA Cushion - LowProfile is lowered in front to obtain the desired seat-to-floor height when propelling with the lower limbs or to facilitate standing transfers.

The ULTRA Cushion - Low Profile is made to your specifications with the option of adding shape components.



1- SEATS

ULTRA cushion - custom

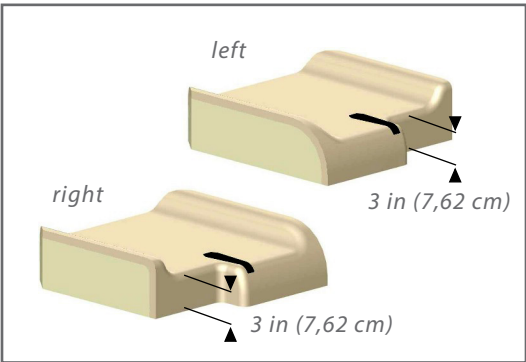


ULTRA Cushion - Custom - Front Wedge

Product no.	Description
S1321	Front wedge - custom (See Order form to select a shape)
S1333	Front wedge - custom with sheet gel (See Order form to select a shape)

This cushion can be wedge-shaped in front to reduce pressure behind the knees and hamstrings when the lower limbs are retracted.

Choose from a variety of shape components in Section 1.11.
Installation options are shown in Section 1.10.



ULTRA Cushion - Custom - Contoured depth

Product no.	Description
S1321	Contoured depth - custom (See Order form to select a shape)
S1333	Contoured depth - custom with sheet gel (See Order form to select a shape)

Pelvic rotation or hip dislocation can cause leg length inequality. A choice of contoured seat depths is available to accommodate these conditions and for propelling with just one leg.

The ULTRA Cushion - Custom - Contour is available with a variety of shape components shown in Section 1.11. Installation options are shown in Section 1.10.




ZERO pressure



Zero-pressure cushion shapes are scientifically determined using pressure sensors. The data obtained during this process is then programmed on a machining center to achieve optimum molding of Zero-pressure cushion shapes. The use of medium-density injected urethane foam offers both the firmness and flexibility required to obtain the desired levels of comfort and stability during positioning. The surface has a dispersion foam (Visco élastique) covering. The cushion shapes are molded to reduce pressure on bony prominences (ischia and coccyx) and to ensure controlled weight distribution over the entire cushion surface. The ischial ridge effectively helps to prevent the pelvis from sliding forward (backward tilt) and provides lateral support for better postural balance.

This cushion is proposed in two models : standard and custom.



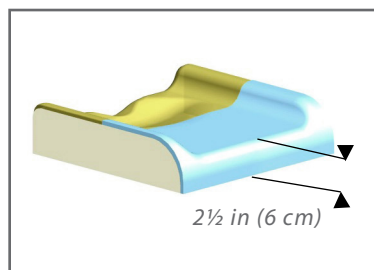


1- SEATS

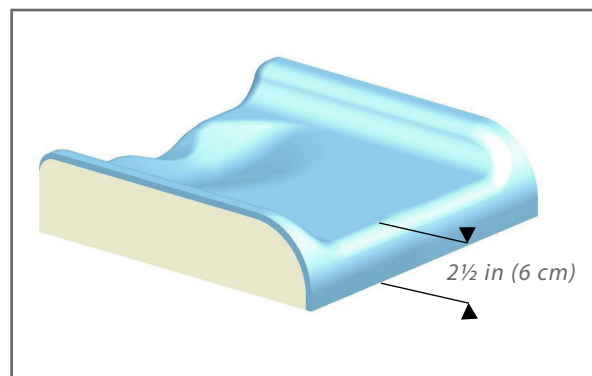
Zero-pressure - standard

The ZERO-Pressure cushion is offered in this section in either standard or custom models. Both models are available with one waterproof Meshtex cover (with 2 Velcro strips depth wise) and a latex-free polyurethane incontinence cover. Installation options are shown in section 1.10.1.

The ZERO - Pressure cushion is available in the formats shown below and in the shapes shown on the following pages.

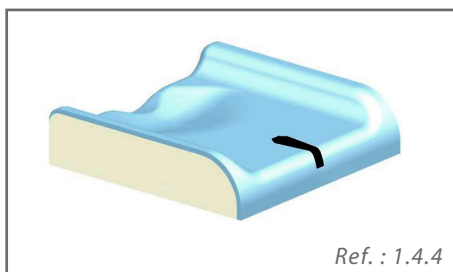
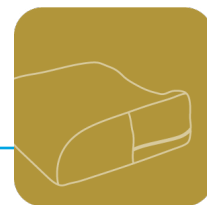


With sheet gel in the seat well



Standard


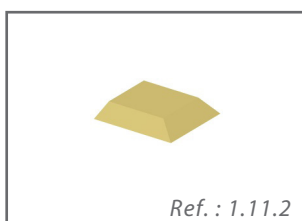
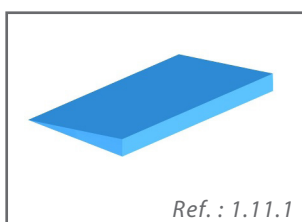

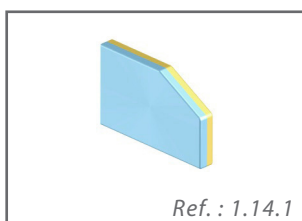
product no.	Description
S1265	Zero-Pressure cushion < 20"
S1269	Zero-Pressure cushion > 20"
S1332-PZ	Customization Fee - PZ Cushion
S1334-PZ	Fee for cover with gusset – PZ Cushion
Cover	
S1270	Replacement cover
S1330	Waterproof Inner Cover
With sheet gel	
S1276	With sheet gel in the seat well
S1286	Zero-Pressure cushion with sheet gel in the seat well > 20"



The Zero-pressure Cushion is offered on the following pages in the format of your choice with various shape options and shape components.

Installation options are shown in Section 1.10.

Please use the order form.





1- SEATS

Zero-pressure - custom

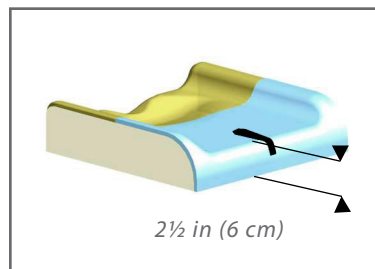
The Zero-pressure Cushion is available (In option) in your choice of wedges and formats.

Wedges:

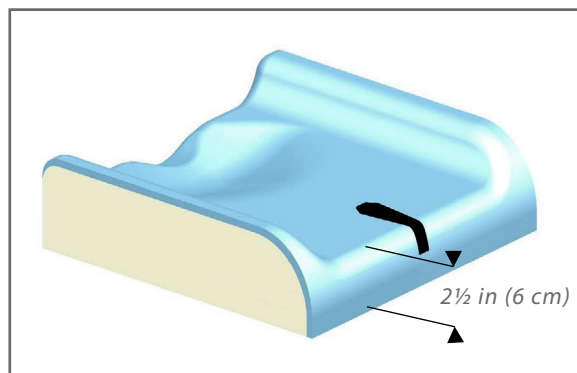
- Anti-Thrust Wedge
- Pelvic Obliquity Wedge
- Medial Thigh Abductor wedge
- Lateral Pelvic cushion

These options allow for optimum pelvic correction and comfort. According to your needs, these wedges can be laminated to the cushion or attached with Velcro. Lateral Pelvic cushions are attached to the armrests with plastic fasteners.

You can add other wedges to the Zero-pressure Cushion beyond the basic set. All of these are shown in section 1.11. Simply indicate the desired wedges on the order form.



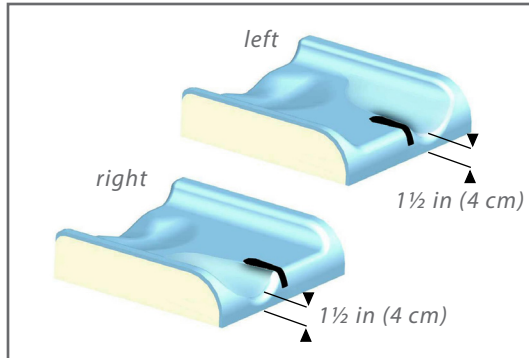
With sheet gel in the seat well



Product no.	Description
S1320	Zero-pressure Cushion - Custom
Cover	
S1325	Replacement cover
With sheet gel	
S1331	With sheet gel in the seat well



Custom Cushion Shape



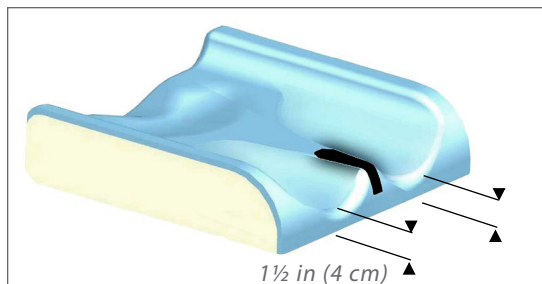
Zero-pressure Cushion - Hemi

Product no.	Description
S1320	Hemi right - custom Hemi left - custom (See Order form to select a shape)
S1331	Hemi right - custom with sheet gel Hemi left - custom with sheet gel (See Order form to select a shape)

For hemiplegic clients the cushion is lowered on one side to keep the impaired limb elevated, creating an Anti-Thrust Wedge so the foot of the functional limb can reach the floor to facilitate hand/foot propelling.

For example, the Zero-pressure cushion for right hemiplegia is lowered on the left.

The Zero-pressure Cushion - Hemi is made to your specifications with the option of adding shape components.

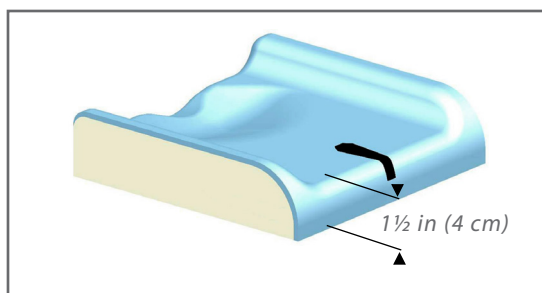


Zero-pressure Cushion - Anatomic

Product no.	Description
S1320	Anatomic - custom (See Order form to select a shape)
S1331	Anatomic - custom with sheet gel (See Order form to select a shape)

Relief of the Zero-pressure Cushion - Anatomic respects body shapes and thus increases the contact surface to reduce pressure. Low-profiled, its shape allows to put foot on the floor to facilitate propelling and acts like an abductor.

The Zero-pressure Cushion - Anatomic is made to your specifications with the option of adding shape components.



Zero-pressure Cushion - Low Profile

product no.	Description
S1320	Low profile - custom (See Order form to select a shape)
S1331	Low profile - custom with sheet gel (See Order form to select a shape)

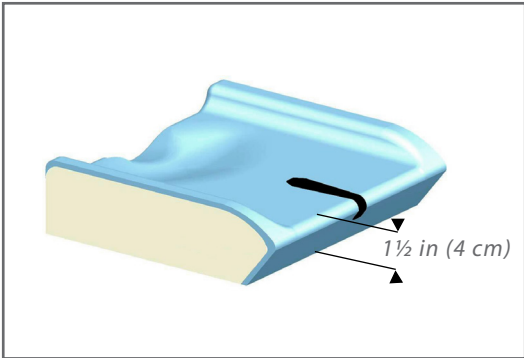
The Zero-pressure Cushion - Low Profile is lowered in front to obtain the desired seat-to-floor height when propelling with the lower limbs or to facilitate standing transfers.

The Zero-pressure Cushion - Low Profile is made to your specifications with the option of adding shape components.



1- SEATS

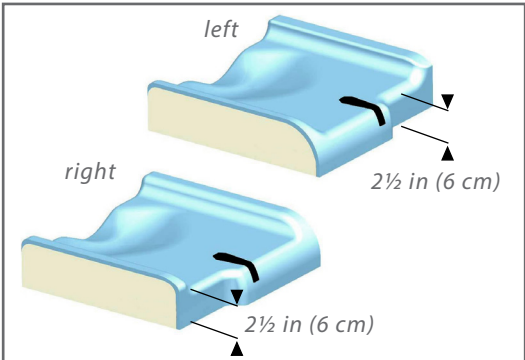
Zero-pressure - custom



Zero-pressure Cushion - Front Wedge

Product no.	Description
S1320	Front wedge - custom (See Order form to select a shape)
S1331	Front wedge - custom with sheet gel (See Order form to select a shape)

This cushion can be wedge-shaped in front to reduce pressure behind the knees and hamstrings when the lower limbs are retracted. Choose from a variety of shape components in Section 1.11.
Installation options are shown in Section 1.10.


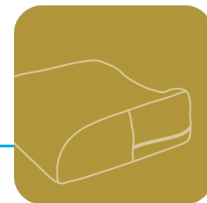


Zero-pressure Cushion - Contoured depth

Product no.	Description
S1320	Contoured depth - custom (See Order form to select a shape)
S1331	Contoured depth - custom with sheet gel (See Order form to select a shape)

Pelvic rotation or hip dislocation can cause leg length inequality. A choice of contoured seat depths are available to accommodate these conditions and for propelling with just one leg.

The Zero-pressure Cushion - Contour is available with a variety of shape components shown in Section 1.11.
Installation options are shown in Section 1.10.



STIMULITE...

The Intelligent Support Surface

What is Stimulite ?

A flexible form of aerospace honeycomb that is fusion bonded without adhesives, retaining all the benefits of the base material.

What is Stimulite made of ?

Thermoplastic urethane, a flexible and resilient material that is non-toxic and safe for the body and the environment. The same material can be found in wound dressings and heart valves.

How does Stimulite work ?

Stimulite's flexible cellular matrix consists of alternating thick-and thin-walled cells that flex when compressed to relieve pressure. When sitting on a Stimulite cushion, the compressed cells radiate outwards to surround and support the anatomy. The "footprint" of the flexible cells stimulates capillary action, bringing more blood to tissue for healthier skin.

What makes Stimulite's ventilation system so unique?

Most cushions and support surfaces address the microclimate through the cover material. But research has proven this to be ineffective in controlling heat and humidity. Each cell of Stimulite honeycomb is perforated to allow air to flow both vertically and horizontally, keeping the body temperature from rising and preventing humidity.


Are Stimulite cushions adjustable?

Because Stimulite honeycomb contours to each individual's anatomy and automatically equalizes pressure across its surface, Stimulite Cushions are self-adjusting.



1- SEATS

STIMULITE® Honeycomb cushion



Total Pressure Management ®

Maceration Resistance

Skin maceration is softening of the skin as a result of continual exposure to heat and bodily fluids or moisture. Severely softened or macerated skin is less tolerant of pressure and can lead to breakdown. Stimulite honeycomb is perforated, enabling air to circulate and moisture to evaporate which helps maintain skin integrity. The “footprint” of the honeycomb cells and their flexing action stimulates blood flow to enhance circulation.

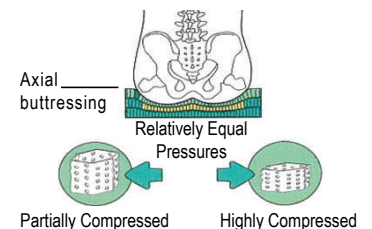
*Circulates Air and
Evaporates Moisture*



*Complete
Ventilation System*

Pressure Relief plus Positioning

Stimulite honeycomb relieves pressure by distributing it away from hot spots. As a result, bony protuberances “feel” the same pressure as the surrounding anatomy. The honeycomb cells conform to body shape, and distribute weight uniformly. Additionally, Stimulite honeycomb stabilizes any position due to the axial buttressing of the honeycomb cell walls perpendicular to the anatomy.

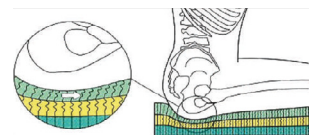


*Uniform Load
Distribution*

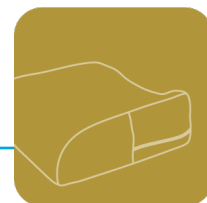
Shear Force Reduction

The horizontal stiffness of a material determines both its shear resistance and stability. Too much stiffness increases shear forces, while too little decreases stability. Stimulite honeycomb minimizes shearing without sacrificing stability. The honeycomb cells align themselves axially to the body, flex with movement to reduce shear forces against the skin and then instantaneously resume their original shape.

*Minimal Shearing of
Tissues*




Diffuses Lateral Forces



* Each Stimulite® cushion comes with a cover as well as a laundry bag.

Stimulite Classic cushion



*Stability and support
for a wide range of
disabilities*


- 3 lbs (1,36 kg)

Non-standard sizes :

- from 14" to 18" (36 cm to 46 cm)
- from 19" to 24" (48 cm to 61 cm)

Product code		Description			
Bottom		Length		Width	
Flat	Sling	in	cm	in	cm
CL1416	CL1416S	14	36	16	41
CL1616	CL1616S	16	41	16	41
CL1618	CL1618S	16	41	18	46
CL1816	CL1816S	18	46	16	41
CL1818	CL1818S	18	46	18	46
CL1820	CL1820S	18	46	20	51
CL2016	CL2016S	20	51	16	41
CL2018	CL2018S	20	51	18	46
CL2020	CL2020S	20	51	20	51
CL0001	CL0001S	Non-STD sizes 14" to 18"			
CL0002	CL0002S	Non-STD sizes 19" to 24"			
CCL	Classic cushion cover				
2-3/4" (7 cm) thick for above formats					

Stimulite® Classic XS cushion



*Designed for people
with sensitive skin*

- 3 lbs (1,36 kg)

Non-standard sizes :

- from 14" to 18" (36 cm to 46 cm)
- from 19" to 24" (48 cm to 61 cm)

Product code		Description			
Bottom		Length		Width	
Flat	Sling	in	cm	in	cm
CLXS1416	CLXS1416S	14	36	16	41
CLXS1616	CLXS1616S	16	41	16	41
CLXS1618	CLXS1618S	16	41	18	46
CLXS1816	CLXS1816S	18	46	16	41
CLXS1818	CLXS1818S	18	46	18	46
CLXS1820	CLXS1820S	18	46	20	51
CLXS2016	CLXS2016S	20	51	16	41
CLXS2018	CLXS2018S	20	51	18	46
CLXS2020	CLXS2020S	20	51	20	51
CLXS0001	CLXS0001S	Non-STD sizes 14" to 18"			
CLXS0002	CLXS0002S	Non-STD sizes 19" to 24"			
CCL	Classic XS cushion cover				
2-3/4" (7 cm) thick For above formats					



1- SEATS

STIMULITE® Honeycomb cushion

Stimulite® Contoured cushion



*Optimal positioning
for paraplegics and
quadriplegics*

• 3-1/4 lbs (1,47 kg)

Non-standard sizes:

- from 14" to 18" (36 cm to 46 cm)
- from 19" to 20" (48 cm to 51 cm)
- from 21" to 22" (53 cm to 56 cm)

Product code		Description			
Bottom		Length		Width	
Flat	Sling	in	cm	in	cm
CD1416	CD1416S	14	36	16	41
CD1616	CD1616S	16	41	16	41
CD1618	CD1618S	16	41	18	46
CD1816	CD1816S	18	46	16	41
CD1818	CD1818S	18	46	18	46
CD1820	CD1820S	18	46	20	51
CD2016	CD2016S	20	51	16	41
CD2018	CD2018S	20	51	18	46
CD2020	CD2020S	20	51	20	51
CD2218	CD2218S	22	56	18	46
CD2220	CD2220S	22	56	20	51
CD0001	CD0001S	Non-STD sizes 14" to 18"			
CD0002	CD0002S	Non-STD sizes 19" to 20"			
CD0003	CD0003S	Non-STD sizes 21" to 22"			
CCD	Contoured cushion cover				
3-1/2" (9 cm) thick for above formats					

Stimulite® Contoured XS cushion



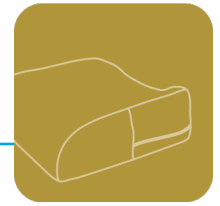
*Designed for people
with sensitive skin*

• 3-1/4 lbs (1,47 kg)


Non-standard sizes:

- from 14" to 18" (36 cm to 46 cm)
- from 19" to 20" (48 cm to 51 cm)
- from 21" to 22" (53 cm to 56 cm)

Product code		Description			
Bottom		Length		Width	
Flat	Sling	in	cm	in	cm
CDXS1416	CDXS1416S	14	36	16	41
CDXS1616	CDXS1616S	16	41	16	41
CDXS1618	CDXS1618S	16	41	18	46
CDXS1816	CDXS1816S	18	46	16	41
CDXS1818	CDXS1818S	18	46	18	46
CDXS1820	CDXS1820S	18	46	20	51
CDXS2016	CDXS2016S	20	51	16	41
CDXS2018	CDXS2018S	20	51	18	46
CDXS2020	CDXS2020S	20	51	20	51
CDXS2218	CDXS2218S	22	56	18	46
CDXS2220	CDXS2220S	22	56	20	51
CDXS0001	CDXS0001S	Non-STD sizes 14" to 18"			
CDXS0002	CDXS0002S	Non-STD sizes 19" to 20"			
CDXS0003	CDXS0003S	Non-STD sizes 21" to 22"			
CCD	Contour XS cushion cover				
3-1/2" (9 cm) thick for above formats					



Stimulite® Slimline cushion



*Mild contour and profile
is ideal for active users*


- 3 lbs (1,36 kg)

Non-standard sizes :

- from 14" to 18" (36 cm to 46 cm)
- from 19" to 20" (48 cm to 51 cm)

Product code		Description			
Bottom		Length		Width	
Flat	Sling	in	cm	in	cm
SM1416	SM1416S	14	36	16	41
SM1616	SM1616S	16	41	16	41
SM1618	SM1618S	16	41	18	46
SM1816	SM1816S	18	46	16	41
SM1818	SM1818S	18	46	18	46
SM1820	SM1820S	18	46	20	51
SM2016	SM2016S	20	51	16	41
SM2018	SM2018S	20	51	18	46
SM2020	SM2020S	20	51	20	51
SM0001	SM0001S	Non-STD sizes 14" to 18"			
SM0002	SM0002S	Non-STD sizes 19" to 20"			
(CSM + size)	Slimline cover				
2-3/4" (7 cm) thick for above formats					

Stimulite® Slimline XS



*Designed for people
with sensitive skin*

- 3 lbs (1, 36 kg)

Non-standard formats :

- from 14" to 18" (36 cm to 46 cm)
- from 19" to 20" (48 cm to 51 cm)

Product code		Description			
Bottom		Length		Width	
Flat	Sling	in	cm	in	cm
SMXS1416	SMXS1416S	14	36	16	41
SMXS1616	SMXS1616S	16	41	16	41
SMXS1618	SMXS1618S	16	41	18	46
SMXS1816	SMXS1816S	18	46	16	41
SMXS1818	SMXS1818S	18	46	18	46
SMXS1820	SMXS1820S	18	46	20	51
SMXS2016	SMXS2016S	20	51	16	41
SMXS2018	SMXS2018S	20	51	18	46
SMXS2020	SMXS2020S	20	51	20	51
SMXS0001	SMXS0001S	Non-STD sizes 14" to 18"			
SMXS0002	SMXS0002S	Non-STD sizes 19" to 20"			
(CSM + size)	Slimline ® cover				
2-3/4" (7 cm) thick for above formats					



1- SEATS

STIMULITE® Honeycomb cushion


Stimulite Corbee® Pediatric cushion



- 1 to 2 lbs (0,45 to 0.9 kg)
- Non-standard formats :**
- from 8" to 14" (20 cm to 36 cm)

Product code		Description			
Bottom		Length		Width	
Flat	Sling	in	cm	in	cm
PD1010	PD1010S	10	25	10	25
PD1212	PD1212S	12	30	12	30
PD1414	PD1414S	14	36	14	36
PD0001	PD0001S	Non-STD sizes 8" à 14"			
(CPD + size)	Pediatric cushion cover				
2" (5 cm) thick for above formats					

Stimulite® Contoured Pediatric cushion



*Extra Positioning
with growth feature*



- 1 to 2 lbs (0,45 to 0.9 kg)
- Non-standard formats :**
- from 8" to 14" (20 cm to 36 cm)

Product code	Description			
Bottom	Length		Width	
Plat	in	cm	in	cm
PDCD1010	10	25	10	25
PDCD1212	12	30	12	30
PDCD1414	14	36	14	36
PDCD0001	Non-STD sizes 10" à 14"			
(CPDCD + size)	Contoured pediatric cushion cover			
2-1/2" (6 cm) thick for above formats				

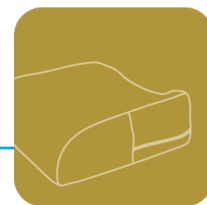
Stimulite® Adjustable Positioning Wedge




Covered in Cordura fabric with Velcro for easy attachment to cushion bottom.

Available in :

- 1" and 2" thickness (2.5 cm and 5 cm)
- 14" (36 cm) wide x 10" (25 cm) long
- 15-3/4" (40 cm) wide x 10" (25 cm) long
- machine washable



Stimulite® Sport cushion



*The ultimate athletic cushion:
superior shock absorption,
maximum ventilation and
exceptional stability*

- 2+ lbs (0.9+ kg)
- Non-standard formats :**
- from 14" to 20" (36 cm to 51 cm)
- Flat bottom only

Product code	Description			
Bottom	Length		Width	
Flat	in	cm	in	cm
SP1416	14	36	16	41
SP1616	16	41	16	41
SP1618	16	41	18	46
SP1816	18	46	16	41
SP1818	18	46	18	46
SP1820	18	46	20	51
SP2016	20	51	16	41
SP2018	20	51	18	46
SP2020	20	51	20	51
SP0001	Non-STD sizes 14" à 20"			
(CSP + size)	Sport cushion cover			
2" (5 cm) thick for above formats				

Stimulite® On Top™ cushion cover



*Fits over any cushion to
control heat and moisture*

Product code	Description			
Bottom	Length		Width	
Flat	in	cm	in	cm
SOT1414	14	36	14	36
SOT1616	16	41	16	41
SOT1818	18	46	18	46
SOT2020	20	51	20	51

Just place Stimulite® On Top™ over cushion and like magic your cushion will now breathe to control heat and moisture.

- machine washable


Product code	Accessories and lifestyle products
WPC	Waterproof cover 8" x 20" (20 cm x 51 cm)
CEX	Outdoor cover
LDBAG	Laundry bag
DPCKT	Detachable pocket



1- SEATS

STIMULITE® Honeycomb cushion

Stimulite® Silver cushion




Designed for elder care

Total pressure management

- 1 lb (0.45 kg)
- flat bottom only

Product code	Description			
Bottom	Length		Width	
Flat	po	cm	po	cm
SI1616	16	41	16	41
SI1618	16	41	18	46
SI1816	18	46	16	41
SI1818	18	46	18	46
(CSI + size)	Silver cushion cover			
1-1/2" thick for above formats				

Stimulite® Bariatric cushion



Accommodates weights up to 650 lbs

- 7 to 8 lbs (3 to 4 kg)
- Consists of three layers of specially engineered honeycomb
- An optional incontinence pad fits between the cushion's top and bottom layer
- Flat bottom only

Product code	Description
Flat	
CLB 20"-24"	20 po (51 cm) à 24 po (61 cm)
CLB 25"-28"	25 po (64cm) à 28 po (71cm)
CLB 29"-31"	29 po (74 cm) à 31 po (79 cm)
CLB 32"-35"	32 po (81 cm) à 35 po (89 cm)
(CCLB+ size)	Bariatric cushion cover
3" (7.5 cm) thick for above formats	


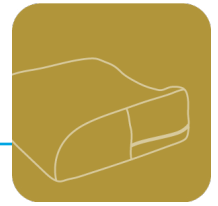
Stimulite® Lumbar support



Firm support while keeping you cool and comfortable

Whether you're sitting in a chair or car, this sleek and breathable Stimulite® lumbar support will improve your posture and relieve pressure while keeping you cool and dry. Features a removable, adjustable strap.

- machine washable



The Resolve® Cushion is layered using dispersion foam and comfort foam. With shape components, it provides optimum postural support and comfort. The right choice of Anti-Thrust Wedge will help reduce sliding, pelvic rotation, hip flexion and backward tilt, and help distribute pressure. Choose the appropriate corrector or abduction pommel size to ensure proper lower limb alignment. The removable Pelvic Obliquity Wedge helps correct a pelvic tilt or fill in a gap if no correction is possible.

The following pages show dispersion foam and comfort foam options, as well as the shapes and formats that are right for your needs.


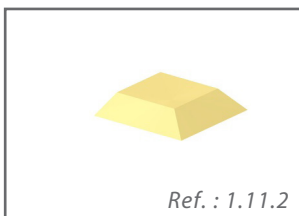
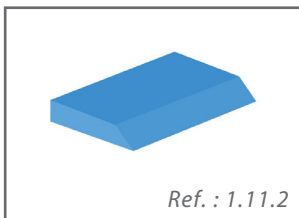
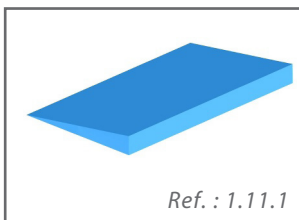


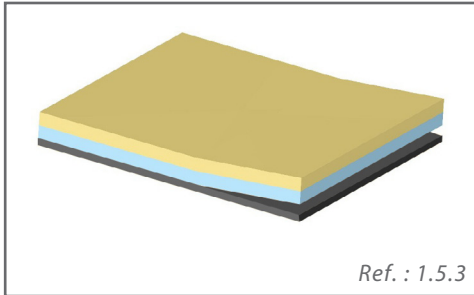


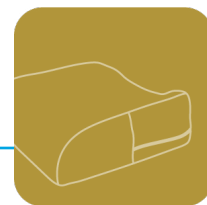


1- SEATS

Resolve® cushion


The right choice of shape components shown in Section 1.11 will help provide optimum posture. One waterproof Meshtex cover and a latex-free polyurethane Waterproof Inner Cover are included. Various formats are shown on the following pages and installation options are shown in Section 1.10.






Your options of dispersion foam and comfort foam are shown in the table below.

The laminated cushion allows you to choose yourself the composition of your cushion. See the order form to place your order.




Product No.	Constructor foam	Dispersion foam(s)	Comfort and finishing foam
S2260	Plastazote ½ in (1.2 cm)	T 38 1 in (2.5 cm)	Neocor 1 in (2.5 cm)
S2265	Plastazote ½ in (1.2 cm)	Pudgee 1 in (2.5 cm)	Neocor 1 in (2.5 cm)
S2270	Plastazote ½ in (1.2 cm)	T 38 1 in (2.5 cm)	Latex 1 in (2.5 cm)
S2275	Plastazote ½ in (1.2 cm)	Pudge 1 in (2.5 cm)	Latex 1 in (2.5 cm)
S2280	Plastazote ½ in (1.2 cm)	Sunmate medium ½ in (1.2 cm)	Neocor 1 in (2.5 cm)
		Sunmate soft ½ in (1.2 cm)	
S2285	Plastazote ½ in (1.2 cm)	Sunmate medium ½ in (1.2 cm)	Latex 1 in (2.5 cm)
		Sunmate soft ½ in (1.2 cm)	
S2970	Aerolite	Sunmate soft 1po (2.5 cm)	Neocor 1po (2.5cm)
Resolve® Cushion			
S2955	Resolve® cushion with cover (your choice of foam)		
S2956	Resolve® cushion with cover (your choice of foam)		
Replacement cover			
S2290	Waterproof nylon and Lycra cover		
Replacement Waterproof Inner Cover			
S2295	Waterproof inner cover		

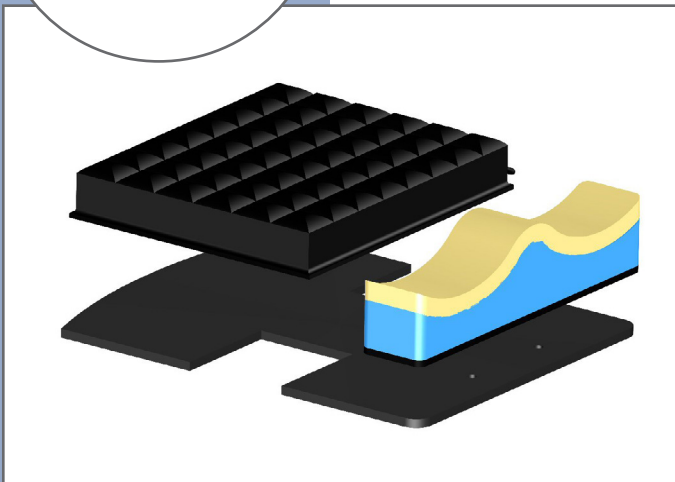




The air cell cushion's flexible contour allows you to obtain better pelvic control for greater trunk stability. This cushion is also used for increased sitting depth and installation of shape components.



The air cell cushion compensator attaches to the front of a rigid plate, stabilizing the air cushion and increasing the sitting depth as necessary.

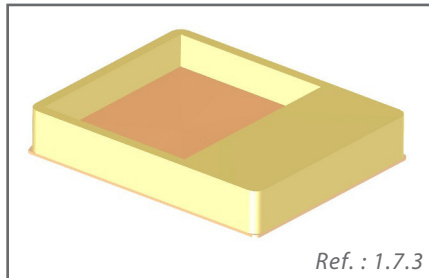


Slight profiling allows for better lower limb control.



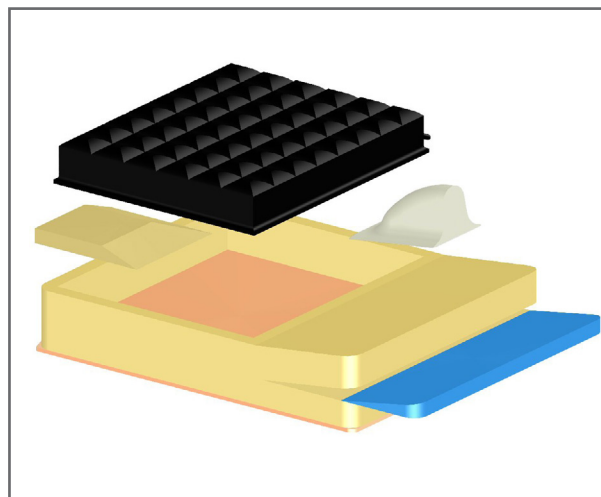
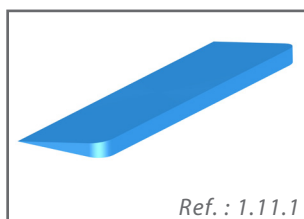

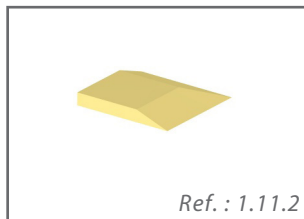
1- SEATS

Air cell contour cushion



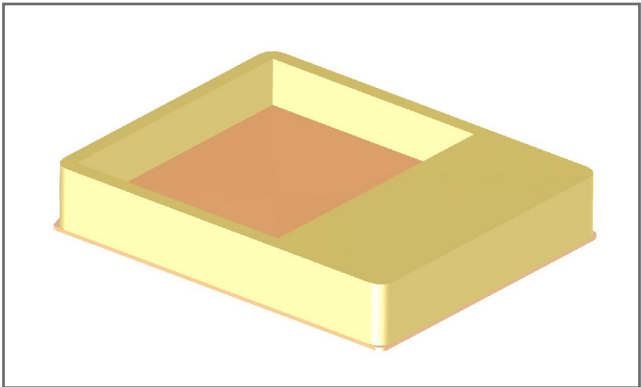
The air cushion and flexible contour combined with the right choice of shape components shown in Section 1.11 will provide you with the proper correction and desired level of comfort. One Meshtex cover, a latex-free polyurethane Waterproof Inner Cover and an air cell cushion valve extension are included. A variety of height formats are shown on the next page. Width and depth measurements are determined according to your specifications.

Installation options are shown in Section 1.10.





Air cell cushion contour



Choose the right contour according to the air cell cushion height.

Product No.	Description
Air cell cushion contour	
S2360	2 in (5 cm) height
S2365	3 in (7.5 cm) height
S2370	4 in (10 cm) height
Replacement cover	
S2375	For cushion 2 in (5 cm) height
S2380	For cushion 3 in (7.5 cm) height
S2385	For cushion 4 in (10 cm) height
Replacement Waterproof Inner Cover	
S2390	For cushion 2 in (5 cm) height
S2395	For cushion 3 in (7.5 cm) height
S2400	For cushion 4 in (10 cm) height
S2405	Valve extension

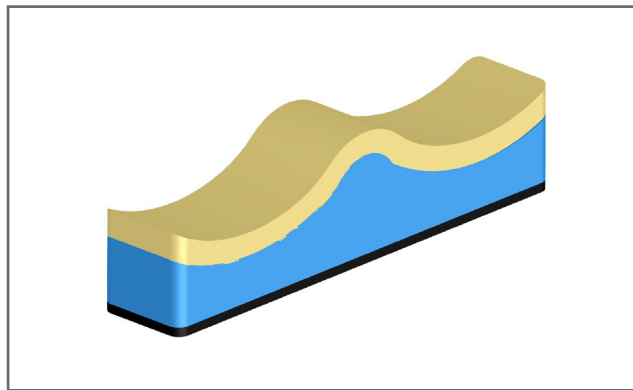


1- SEATS

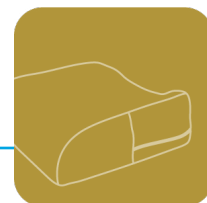
Air cell contour cushion

Choose the right compensator according to the air cell cushion height and space to be filled in. When ordering, please specify the compensator size by indicating the required width and depth.

Air cell cushion compensator



Product No.	Description
Air cell cushion compensator	
S2410	2 in (5 cm) high
S2415	3 in (7.5 cm) high
S2420	4 in (10 cm) high
Replacement cover	
S2425	For compensator 2 in (5 cm) high
S2430	For compensator 3 in (7.5 cm) high
S2435	For compensator 4 in (10 cm) high
Replacement Waterproof Inner Cover	
S2440	For compensator 2 in (5 cm) high
S2445	For compensator 3 in (7.5 cm) high
S2450	For compensator 4 in (10 cm) high



Comfort cushions includes a waterproof Meshtex cover and a latex-free polyurethane incontinence cover. Installation options are shown in Section 1.10.



LXA Cushion

Product No.	Description
S2455	LXA 2 in (5 cm)
S2456	LXA 2.5 in (6.5 cm)
S2458	LXA 3 in (7.5 cm)
S2459	LXA 3.5 in (9 cm)
S2995	Customized LXA
S2996	LXA cushion > 20"
S1332-LXA	Customization Fee - LXA Cushion
S1334-LXA	Fee for cover with gusset – LXA Cushion
Replacement cover	
S2460	Waterproof Meshtex
Replacement Waterproof Inner Cover	
S2465	Waterproof Inner Cover

Moisture and wrinkling problems are under control with the LXA cushion, made from a combination of low density urethane foam and a waffle gel sheet. This very comfortable cushion is the perfect support to reduce pain caused by sliding. It also protects the epidermis, which often becomes thin owing to a bony protuberance caused by slackening of the gluteus maximus muscle. Available in sizes from 10 in (25 cm) to 24 in (61 cm) for both width and depth.



Ellipse Cushion

Product No.	Description
S2991	Ellipse cushion < 20"
S2992	Ellipse cushion > 20"
S2993	Ellipse cushion with pebble gel 1/2" < 20"
S2994	Ellipse cushion with pebble gel 1/2" > 20"
S2997	Ellipse cushion with pebble gel 1/4" < 20"
S2999	Ellipse cushion with pebble gel 1/4" > 20"
S1332-Ellipse	Customization Fee - Ellipse Cushion
S1334-Ellipse	Fee for cover with gusset – Ellipse Cushion
Replacement cover	
S2998	Replacement cover
Replacement Waterproof Inner Cover	
S2995	Waterproof Inner Cover

A new high quality cushion offering optimal stability and an even distribution of weight.

The Ellipse cushion incorporates an Urethane base and a Sunmate comfort layer covered with a large layer of Pebble gel. This positioning cushion reduces pain, caused by sliding, maintains the pelvis in place and allows a micro massage of the body.

- Customization
- Available without gel



1- SEATS

Comfort cushion

BRio




Coussin Brio

N° de produit	Description
S2950	Brio Cushion < 20 po
S2952	Brio Cushion > 20 po
S1332-Brio	Customization Fee - BRIO Cushion
S1334-Brio	Fee for cover with gusset – BRIO Cushion
Replacement cover	
S2951	Replacement Cover
Replacement Waterproof Inner Cover	
S2953	Waterproof inner cover

The BRIO cushion is a new economical cushion that is primarily for individuals who require moderate positioning and pressure relief. The cushion is designed to provide stability, to help reduce sliding and shearing.


- Lightweight, less than 1 kg (2.2 lbs)
- Lateral wedge ¾" each side, Abductor

Pudgee Sunmate Cushion



Product No.	Description
S2470	Cushion - 2 in (5 cm)
Replacement cover	
S2475	Waterproof Meshtex
Replacement Waterproof Inner Cover	
S2480	Waterproof inner cover

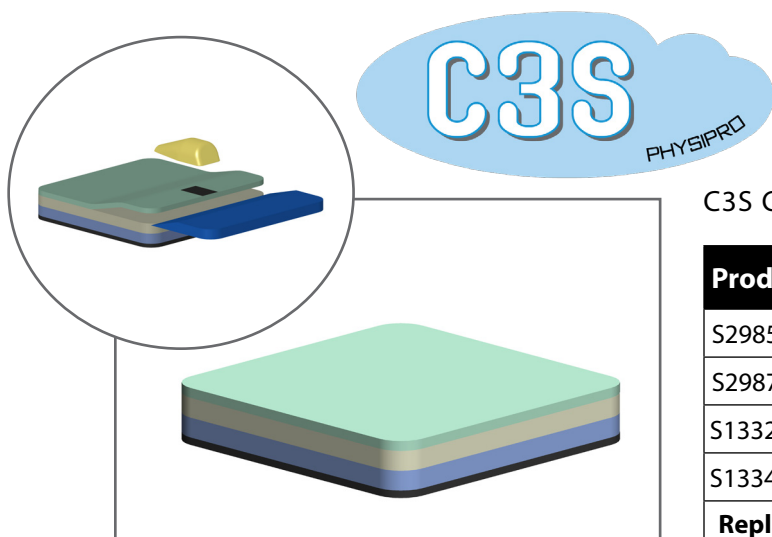
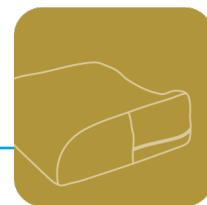
The Pudgee Sunmate cushion has a high gel consistency, contouring perfectly to pelvic shapes and allowing for adequate pressure distribution while relieving bony prominences.



Latex and Temper Cushion

Product No.	Description
S2485	Latex and Temper Cushion - 2 in (5 cm)
Replacement cover	
S2490	Waterproof Meshtex cover
Replacement Waterproof Inner Cover	
S2495	Waterproof inner cover

The Latex and Temper Cushion is made from a combination of Temper foam T-38 - 1 in. (2.5 cm) or 2 in (5 cm) and a latex foam - 1 in (2.5 cm). Includes a waterproof Meshtex cover and a latex-free polyurethane incontinence cover. A variety of formats and installation options are shown in Section 1.10.

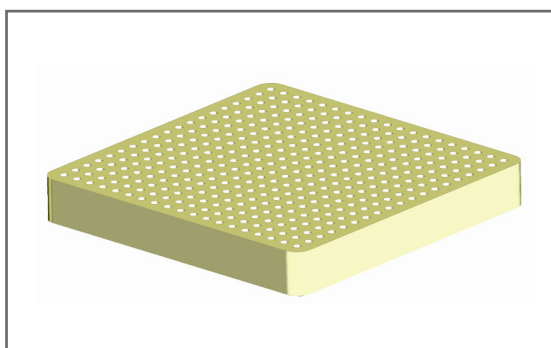


C3S Cushion

Product No.	Description
S2985	C3S Cushion < 20"
S2987	C3S Cushion > 20"
S1332-C3S	Customization Fee - C3S Cushion
S1334-C3S	Fee for cover with gusset – C3S Cushion
Replacement cover	
S3000	Waterproof Meshtex cover
Replacement Waterproof Inner Cover	
S3005	Waterproof inner cover

The C3S cushion is made from a combination of comfort foam (latex) and dispersion foam (sunmate and viscose). A waterproof Meshtex cover as well as a latex-free polyurethane Waterproof Inner Cover are included. The right choice of wedge will help provide optimum posturing.

Made from : ½ in viscose, 1 in latex, 1 in Sunmate soft, ¾ in Aerolite




Latex Cushion

Product No.	Description
S2500	Latex Cushion 2 in (5 cm)
Replacement cover	
S2505	Waterproof Meshtex cover
Replacement Waterproof Inner Cover	
S2510	Waterproof inner cover

The Latex cushion is perforated to allow air circulation and the desired comfort for clients who are sitting for long hours. Includes a waterproof Meshtex cover and a latex-free polyurethane incontinence cover. A variety of formats and installation options are shown in Section 1.10.




Comfort cushion



Viscose Cushion

Product No.	Description
S2541	Viscose Cushion
Replacement cover	
S2542	Waterproof Meshtex cover
Replacement Waterproof Inner Cover	
S2543	Waterproof inner cover


The Viscose Cushion is made from a combination of two layer of viscose in thickness of 1½ in (4 cm) with a gel pad of ½ in (2 cm) in the middle. Includes a waterproof nylon and Lycra cover and a latex-free polyurethane incontinence cover. A variety of formats and installation options are shown in Section 1.10.



Urethane (Neocor) Cushion

Product No.	Description
S2515	2 in (5cm) height
S2520	3 in (8.5 cm) height
Replacement cover	
S2525	Waterproof Meshtex cover
S2530	Waterproof nylon and Lycra cover - 3 in (8.5 cm)
Replacement Waterproof Inner Cover	
S2535	For 2 in (5 cm) Cushion
S2540	For 3 in (8.5 cm) Cushion

Used as a comfort foam, the Urethane cushion is available in 2 in (5 cm) and 3 in (8.5cm) height. Includes a waterproof Meshtex cover and a latex-free polyurethane incontinence cover. A variety of formats and installation options are shown in Section 1.10.



Foam-In-Place Seating (FIPS) is assistive seating technology for clients with complex positioning needs such as fixed deformities or excessive tone problems.

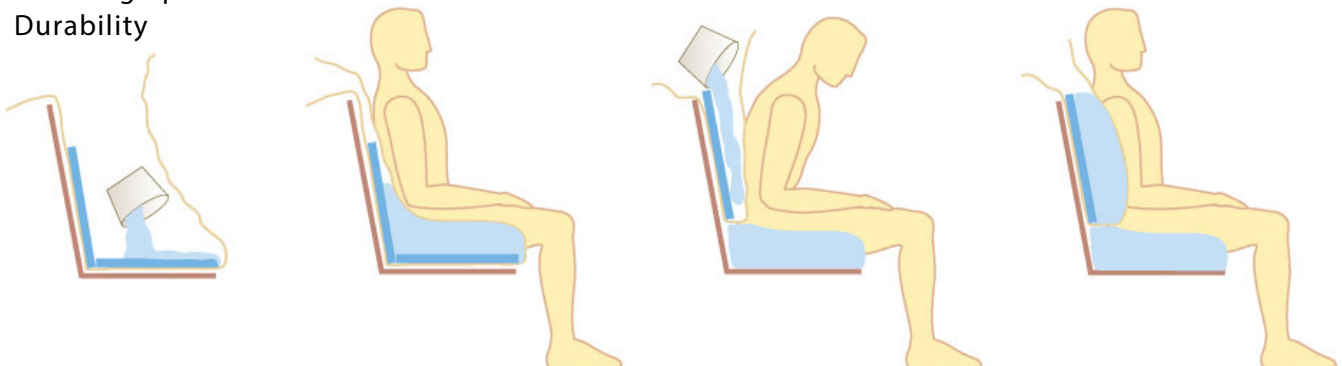
FIPS forms to a person's unique shape in just five minutes, providing advanced posture control and pressure relief almost instantly.

SunMate and FIPS have naturally low levels of toxicity because plant ingredients constitute over 50% of the formulation. This adds a sense of freshness you won't find in other seat cushions.

Liquid SunMate Foam-In-Place Seating (FIPS) is one of the most affordably priced seating systems available.

Characteristics

- Sunmate's weight redistributing properties
- Pudgee's cool feel and non-shearing properties
- The open-cell structure that allows air to flow through the cushion
- SunMate's range of support pressures (Soft, Medium-Soft, Medium, Medium-Firm, Firm, etc.)
- No minimum ordering requirements
- Ease of modification for custom applications
- Pressure relief for preventing and abating tissue breakdown
- Foam-in-Place's suitability for molding custom seats, backs, headrests, and foot boxes
- Waterproofing options available for all products
- Covering options
- Durability



1 To make a FIPS total insert, place the molding bag, with base cushions inserted, in the chair. The FIPS ingredients are mixed and poured into the molding bag. The client is then quickly transferred onto the bag, and is held in position during the foaming process (about 5 minutes).

2 The liquid mixture quickly rises around the contours of the body and sets into a solid cushion in a matter of minutes. The custom-molded seat cushion is then removed, trimmed and placed back in the chair before molding the back cushion.


3 A new molding bag, with base cushion inserted, is placed behind the client, who has been repositioned in the chair. The client leans forward while the technician pours the second FIPS mixture into the bag.

4 The client then leans back against the bag and is held in position during the foaming process. After about 5 minutes, the custom-molded back cushion is ready to be removed, trimmed, glued to the seat insert and finished.




1- SEATS

Molded seat cushion



Molded Seat Cushion - Urethane



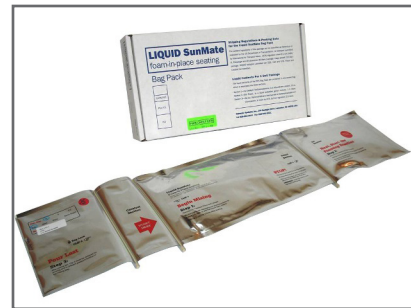

You may order a 20-litre catalyst and resin kit. See leaflet 10.1.4 to make your own mold or choose from among the many services we offer:

- A. Clinical services
 - Including: 1- Taking an imprint - done by a Physipro clinician;
 - 2- Preparing, modifying and finishing the negative plaster;
 - 3- Injecting foam into the mold;
 - 4- Trial with the client - done by the clinician;
 - 5- Custom designing the cover and incontinence cover;
 - 6- Delivery by the clinician.
- B. Workshop finished
 - Including: 1- Preparing, modifying and finishing the negative plaster;
 - 2- Injecting foam into the mold.
- C. Injecting foam into the mold only

Product No.			Description
Choice of services			
A	B	C	
S2545	S2550	S2555	Molded seat cushion - Urethane
Cover			
S2560			Cover for molded seat cushion
Waterproof Inner Cover			
S2565			Molded seat cushion incontinence cover
Waterproofing			
S2650			Seat Silicone waterproofing



Molded Seat Cushion - Sunmate



You may take the foam imprint yourself by ordering:

A) a catalyst and resin kit and, if desired, you may choose the following workshop services:

B) foam imprint finishing;
custom designing a cover and waterproofing.
or you may choose the following all-inclusive clinical services:

- C) 1- Taking an imprint - done by a Physipro clinician;
2- Preparing, modifying and finishing the foam imprint;
3- Trial with the client - done by the clinician;
4- Custom designing the cover and waterproofing;
5- Delivery by the clinician.

For more information , please refer to the reverse side of the page.



1- SEATS


Molded seat cushion

Molded seat cushion - Sunmate

Choice of services Product N.			Description
A	B	C	
SBLP-XS	n/a	n/a	Starter kit and accessories - sunmate extra-soft
SBLP-S	n/a	n/a	Starter kit and accessories - sunmate soft
SBLP-M	n/a	n/a	Starter kit and accessories - sunmate medium
BLP-1U-XS	SD1000	SD1075	Bowl pack, 1 unit - sunmate extra-soft
BLP-1.5U-XS	SD1005	SD1080	Bowl pack, 1½ unit - sunmate extra-soft
BLP-1U-S	SD1010	SD1085	Bowl pack, 1 unit - sunmate soft
BLP-1.5U-S	SD1015	SD1090	Bowl pack, 1½ unit - sunmate soft
BLP-1U-M	SD1020	SD1095	Bowl pack, 1 unit - sunmate medium
BLP-1.5U-M	SD1025	SD1100	Bowl pack, 1½ unit - sunmate medium
BP-0.5U-XS	SD1030	SD1105	½ unit - catalyst and resin kit - sunmate extra-soft
BP-1U-XS	SD1035	SD1110	1 unit - catalyst and resin kit - sunmate extra-soft
BP-1.5U-XS	SD1040	SD1115	1½ unit - catalyst and resin kit - sunmate extra-soft
BP-0.5U-S	SD1045	SD1120	½ unit - catalyst and resin kit - sunmate soft
BP-1U-S	SD1050	SD1125	1 unit - catalyst and resin kit - sunmate soft
BP-1.5U-S	SD1055	SD1130	1½ unit - catalyst and resin kit - sunmate soft
BP-0.5U-M	SD1060	SD1135	½ unit - catalyst and resin kit - sunmate medium
BP-1U-M	SD1065	SD1140	1 unit - catalyst and resin kit - sunmate medium
BP-1.5U-M	SD1070	SD1145	1½ unit - catalyst and resin kit - sunmate medium
S2640			Molded seat cushion sunmate - cover
S2645			Waterproof Inner Cover
S2650			Seat silicone waterproofing




The cushions are installed according to the interface and are offered in a range of formats shown in the table below.



Built-in

Installed on a rigid plate attached by mounting hooks, the cushion is bevelled laterally for a perfect fit with the interface.



Flat

On a seat plate attached to the interface rails, this installation allows a wider surface area for the cushion by a few centimetres.



Sling

With a sling cut, the cushion is molded to the fabric by lateral bevelling. A reinforcing plate incorporated in the centre provides stability and eliminates any anti-sling effect.

Standard Formats :

Width									
in	12	13	14	15	16	17	18	19	20
cm	30.5	33	35.5	37.5	40	42.5	45	47.5	50

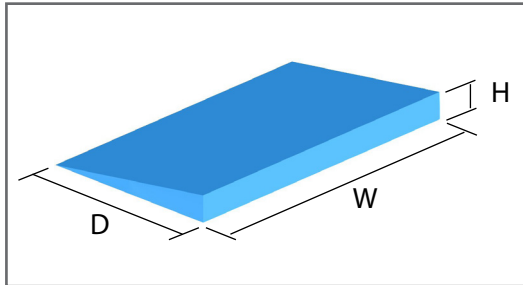
Depth									
in	12	13	14	15	16	17	18	19	20
cm	30.5	33	35.5	37.5	40	42.5	45	47.5	50



1- SEATS

Wedges

Wedge



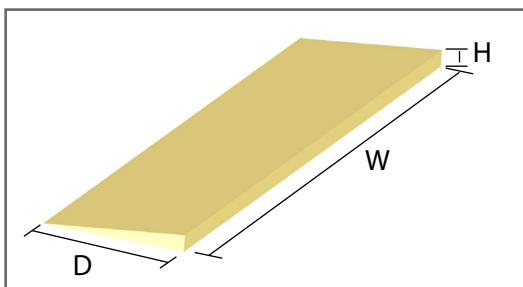
Product No.	Description
S2655	Constructor foam 20 in (50 cm)
S2660	Urethane (Neocor) 20 in (50 cm)

This component is installed on the seat creating an Anti-Thrust Wedge on the front part of the cushion, or is used as a full-length buttock wedge. Available in two different densities, soft urethane (Neocor) or constructor foam. The urethane (Neocor) wedge slides into an opening in the front of the cushion or is glued onto the top. The constructor foam wedge is laminated to the cushion under dispersion foam and comfort foam.

Standard Formats :

Height					Depth					Length
in	¾	1	1 ½	2	5	6	7	8	9	20
cm	2	2.5	3.75	5	12.5	15	18	20	23	50

Cut-to-size Wedge (Supplies)

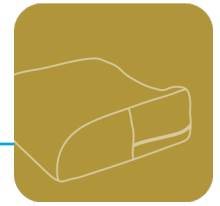


Product No.	Description
S2665	Urethane (Neocor) 44 in (112 cm)

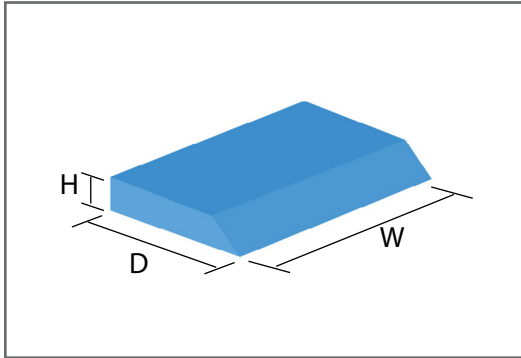
This wedge can be ordered in full length for you to cut as desired.

Standard Formats :

Height					Depth					Length
in	¾	1	1 ½	2	5	6	7	8	9	44
cm	2	2.5	3.75	5	12.5	15	18	20	23	112



Anti-Thrust Wedge



Product No.	Description
S2670	Anti-Thrust Wedge
S2960	Anti-Thrust Wedge cover

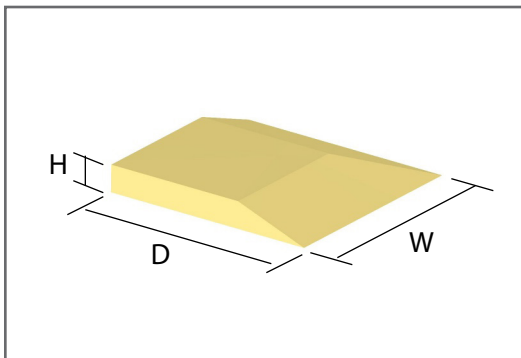
This component is installed on the front part of the seat cushion. This wedge reduces sliding, controls certain patterns of spasticity and helps distribute pressure over the entire seat.

Made of constructor foam, the wedge is laminated under dispersion foam and comfort foam. See the table below for available formats.

Standard Formats :

Height					Width					Depth				
in	¾	1	1 ½	2	5	6	7	8	9	12	14	16	18	20
cm	2	2.5	3.75	5	12.5	15	18	20	23	30	35	40	45	50

Pelvic Obliquity Wedge



Product No.	Description
S2675	Urethane (Neocor)
S2680	Constructor foam

The Pelvic Obliquity Wedge can compensate for loss of gluteal muscle tone or reduce pelvic tilt. The urethane (Neocor) wedge attaches by Velcro to the top of the cushion. The constructor foam wedge is laminated to the cushion.

Standard Formats :

Height				
in	¾	1	1 ½	2
cm	2	2.5	3.75	5

Width - Depth			
in	6	8	10
cm	15	20	25

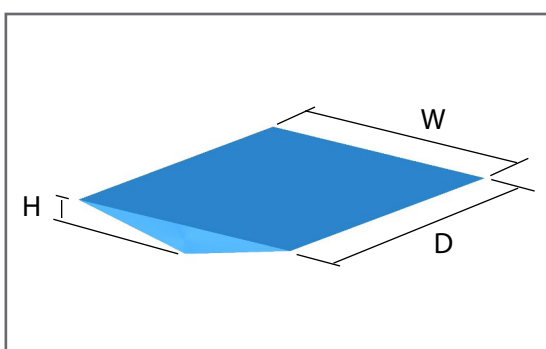


1- SEATS

Wedges

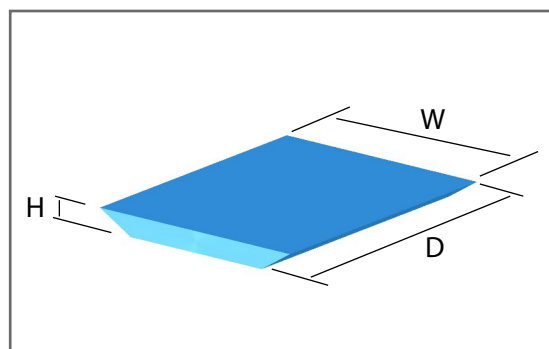
Installed directly on the wheelchair seat, this wedge is useful for controlling hammock effect. By creating a flat surface, this component helps re-establish pelvic balance. The anti-sling wedge can be glued under the cushion or simply inserted between the cushion and the wheelchair fabric. Your choice of two different shapes. The flat anti-sling wedge can accommodate a ¼ ABS base plate for greater firmness.

Anti-sling Wedge - pointed



Product No.	Description
S2685	Anti-sling Wedge - pointed
S2690	Cover

Anti-sling Wedge - flat



Product No.	Description
S2695	Anti-sling Wedge - flat
S2700	¼ po ABS plate
S2705	Cover

Standard Formats :

Height			
in	1	1 ½	2
cm	2.5	3.75	5

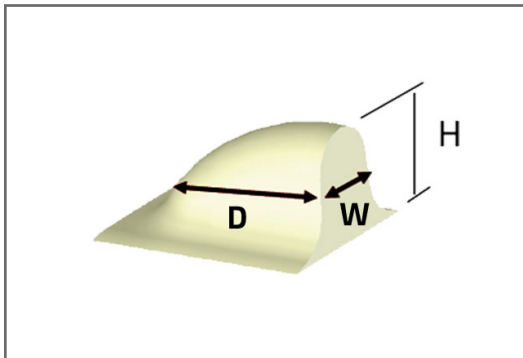
Width									
in	12	13	14	15	16	17	18	19	20
cm	30	32.5	35	37.5	40	42.5	45	47.5	50

Depth									
in	12	13	14	15	16	17	18	19	20
cm	30	32.5	35	37.5	40	42.5	45	47.5	50



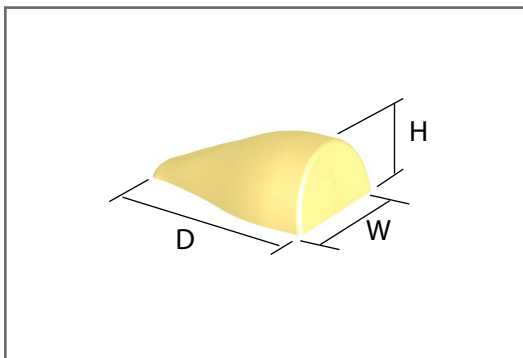
This wedge is used for controlling lower limb adduction. Available in two different densities. The urethane (Neocor) soft foam Medial Thigh Abductor is attached using Velcro to the top of the cushion. The ethafoam Medial Thigh Abductor is laminated to the cushion.

Medial Thigh Abductor - Ethafoam



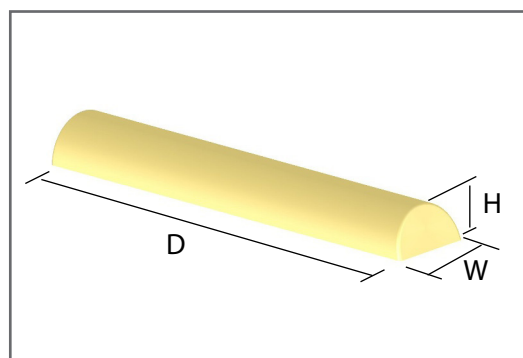
Product No.	Description						
	Size	Height		Width		Depth	
		in	cm	in	cm	in	cm
S2710	#1	2.5	6.5	4	10	3	7.5
S2715	#2	3	7.5	6	15	4	10
S2720	#3	3.5	8.8	8	20	5	13

Medial Thigh Abductor - Urethane (Neocor)



Product No.	Description						
	Size	Height		Width		Depth	
		in	cm	in	cm	in	cm
S2725	#1	3	7.5	7	18	2	5
S2730	#2	4	10	7	18	2 ½	6.5
S2735	#3	5	13	7	18	3	7.5

Medial Thigh Abductor - Urethane (Neocor)
Supplies



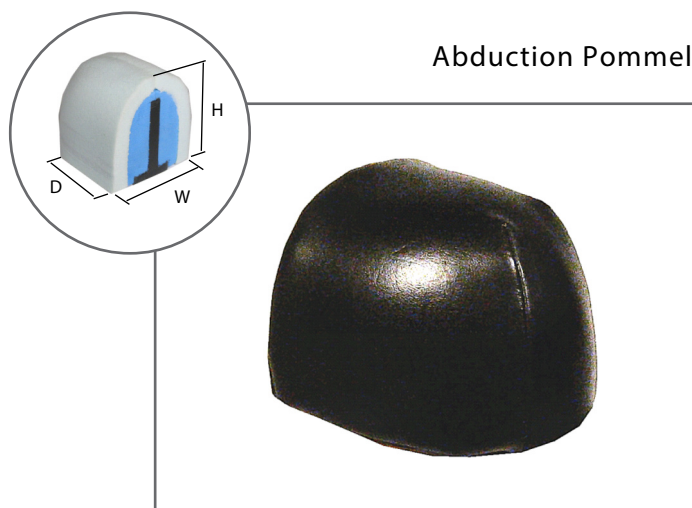
Product No.	Height		Width		Depth	
	in	cm	in	cm	in	cm
S2740	3	7.5	44	112	2	5
S2745	4	10	44	112	2 ½	6.5
S2750	5	13	44	112	3	7.5



1- SEATS

Abduction pommel

This postural component is used in cases of severe adduction. Made of high density foam and topped with dispersion foam, the abduction pommel attaches to various types of mechanisms. A vinyl cover is included.



Product No.	Description						
	Size	Height		Width		Depth	
		in	cm	in	cm	in	cm
Abduction pommel - Standard							
S2755	#1	2½	6.25	3	7.5	3	7.5
S2760	#2	3½	8.75	4	10	3½	8.75
S2765	#3	4½	11.25	5	12.5	4	10
Abduction pommel - Custom							
S2770	Use the tables below to indicate your measurements						
Replacement cover - Standard							
S2775	#1	Abduction pommel cover - Small					
S2780	#2	Abduction pommel cover - Medium					
S2785	#3	Abduction pommel cover - Large					
Replacement cover - Custom							
S2790	Use the tables below to indicate your measurements						

Custom Sizes :

Height				
in	2½	3½	5	6
cm	6.5	9	12.5	15

Width				
in	2½	3½	4	5
cm	6.5	9	10	12.5

Depth				
in	3	4¼	6	7
cm	7.5	11.5	15	18




Push button abductor



Product No.	Description
S2800	Push button abduction mechanism

This mechanism can be activated to fold under the seat by pressing the button located in front.

Installation :





1- SEATS

Abduction pommel mechanism

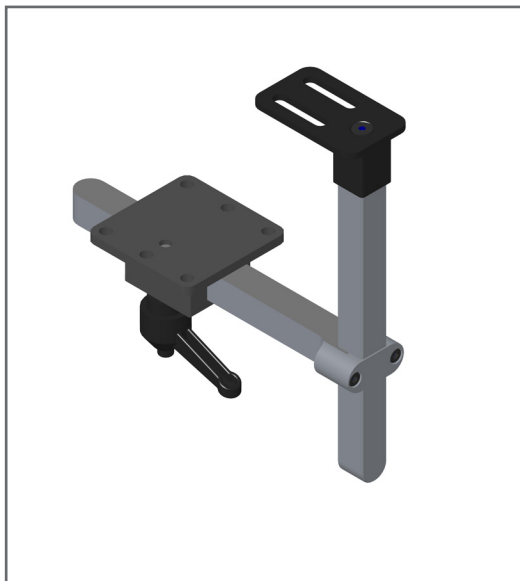
Latch abductor mechanism



Product No.	Description
S2795	Latch abduction mechanism

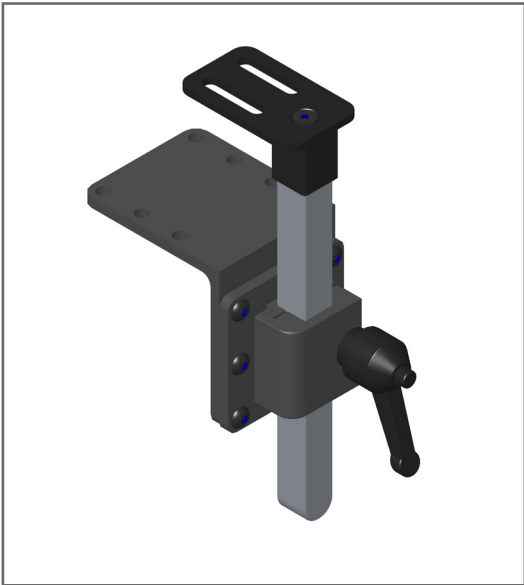
This swivel mechanism is activated by a latch under the seat. It releases simply by pressing the central lever.

Horizontal release abductor mechanism



Product No.	Description
S2810	Horizontal release abduction mechanism

This abductor support is designed to allow for horizontal release of the abduction pommel. Adjustable pommel depth.



Vertical release abductor mechanism

Product No.	Description
S2815	Vertical release abduction mechanism

'This mechanism is designed to allow for vertical release of the abduction pommel. Adjustable pommel depth.



Tension control abductor mechanism

Product No.	Description
S2805	Tension control abductor mechanism

Held in place by a ball tension control system, this easy-to-use mechanism has an independent release.



1- SEATS

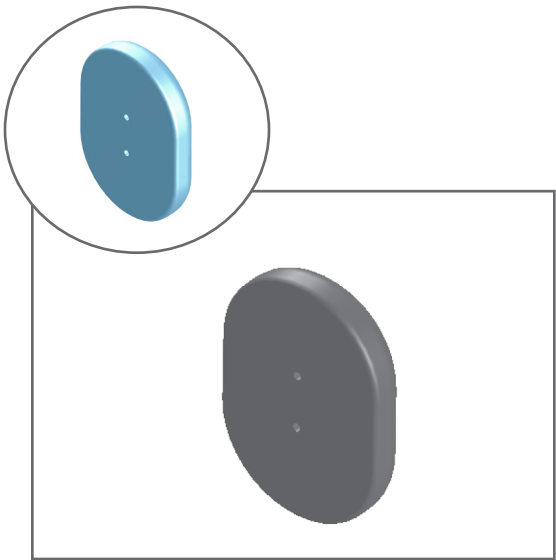
Adductor mechanism

The adductor mechanism is a postural component used to reduce lower limb abduction. This system is equipped with clamping blocks, adjusts to the desired angle, and can be placed on either the right or left side.

Adductor mechanism



Product No.	Description
Adductor mechanism	
S2820	7/8" (2.2 cm) Tube diameter
S2825	1" (2.5 cm) Tube diameter
Adductor mechanism with padding	
S2821	7/8" (2.2 cm) Tube diameter
S2826	1" (2.5 cm) Tube diameter




Adductor Support Pad

Product No.	Description			
	Width		Height	
	in	cm	in	cm
Adductor Support Pad				
S2830	3	7.6	4	10
S2846	4	10	5	13
Adductor Support Pad cover				
S2845	3	7.6	4	10
Sunmate dispersion foam pad and adductor support pad cover				
S2829	3	7.6	4	10
S2847	Gel pad			

The Sunmate dispersion foam pad comes with a vinyl cover.

Installation :





1- SEATS

Adductor Mechanism

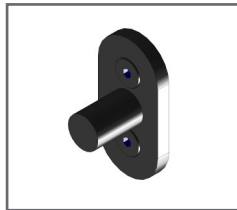
Hardware



Off-set bar

Product No.

S2833



Support cushion mount

Product No.

S2831



Tubular anchoring

Product No.

Description

S2834

$\frac{7}{8}$ " (2,2 cm) tube diameter

S2835

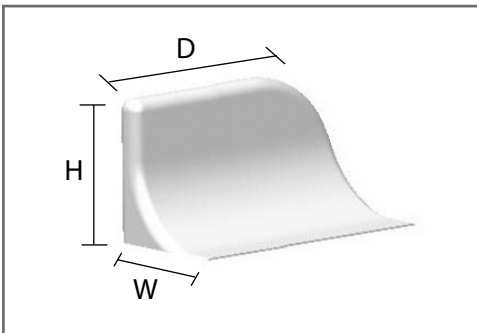
1" (2,5 cm) tube diameter



Clamping ring

Product No.

S2832

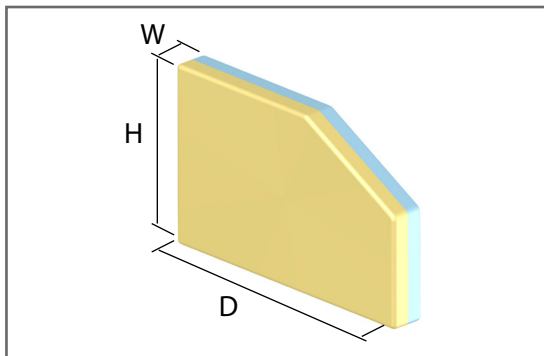


Custom Lateral Adductor Support wedge

Product No.	No.	Width		Depth		Height	
		in	cm	in	cm	in	cm
S2965	#1	5	12,5	4	10	2	5,08
S2970	#2	5	12,5	6	15	3	7,62
S2975	#3	6	15	7	18	4	10,16

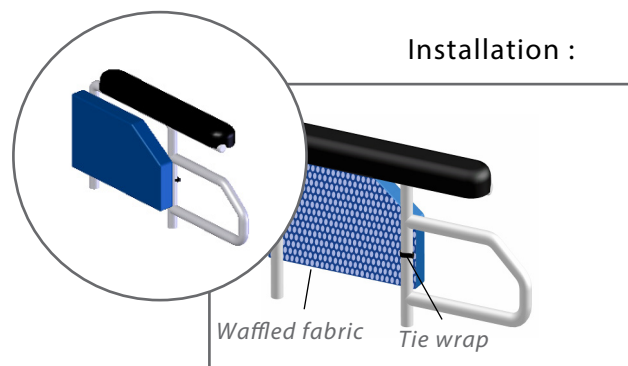


Lateral Pelvic Cushion

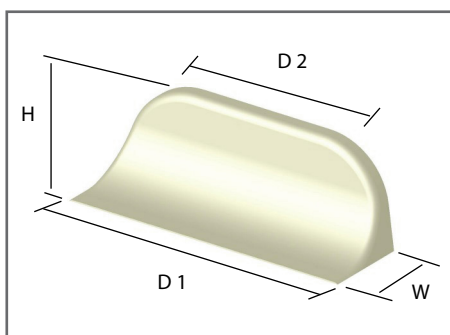


Product No.	Description						
	Size	Width		High		Depth	
		in	cm	in.	cm	in.	cm
Lateral Pelvic Cushion (Plastazote, Sunmate, Urethane (Neocor))							
S2860	#1	1	2.5	5½	14	9½	23
S2865	#2	1½	4	5½	14	9½	23
S2870	#3	2	5	5½	14	9½	23
Lateral Pelvic Cushion (Constructor Foam, Sunmate Medium)							
S2873	#1	1	2,5	9½	23	5½	14
S2874	#2	1½	3,75	9½	23	5½	14
S2879	#3	2	5	9½	23	5½	14
Replacement cover							
S2875	#1	Lateral Pelvic Cushion cover - Small					
S2880	#2	Lateral Pelvic Cushion cover - Medium					
S2885	#3	Lateral Pelvic Cushion cover - Large					

This postural component attaches to the armrests and is used to fill the gap caused by pelvic rotation. Made of Plastazote, Sunmate and urethane. A nylon cover is included.



The cushion cover has a waffled fabric for quick and easy installation using plastic tie wraps.



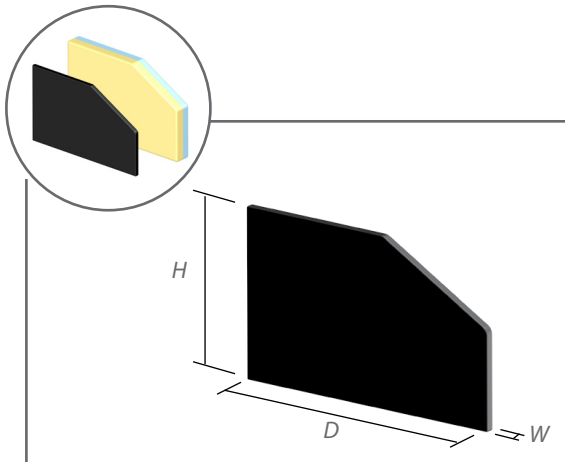
Lateral Pelvic Support- Custom

Product No.	Width		Depth 1		Depth 2		Height	
	in	cm	in	cm	in	cm	in	cm
S2890	5	12.5	14 ½	37	9	23	3 ½	9
S2895	5	12.5	14 ½	37	9	23	4 ½	11,5
S2900	6	15	14 ½	37	9	23	5 ½	14



1- SEATS

Lateral Pelvic Cushion



Rigid Lateral Pelvic Support with cushion

Product No.	Description						
	Size	Width		Depth		High	
		in	cm	in.	cm	in.	cm
Plastic ¼ in (0.63 cm) thick							
S2905	#1	1	2.5	9½	23	5½	14
S2910	#2	1½	4	9½	23	5½	14
S2915	#3	2	5	9½	23	5½	14
Aluminum ¼ in (0.63 cm) thick							
S2920	#1	1	2,5	9½	23	5½	14
S2925	#2	1½	4	9½	23	5½	14
S2930	#3	2	5	9½	23	5½	14

These pelvic supports are installed on the slotted mounting brackets or installed using a sliding bar in the backrest slots (this last system allows for more adjustment settings). Made of Plastazote, Sunmate and urethane. A nylon cover is included.

Choice of mounting systems for rigid pelvic support

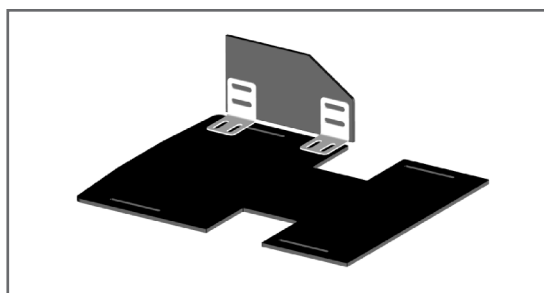
Adjustable brackets for rigid pelvic support

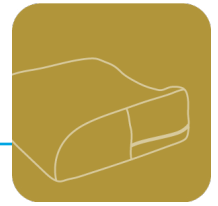


Product No.	Description
S2935	4 units

With this system, the pelvic supports can be attached and adjusted for width and depth.

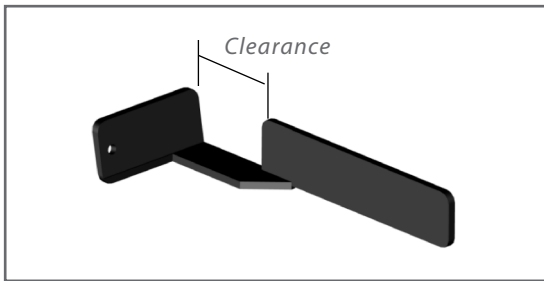
Installation :





Choice of mounting systems for rigid pelvic support

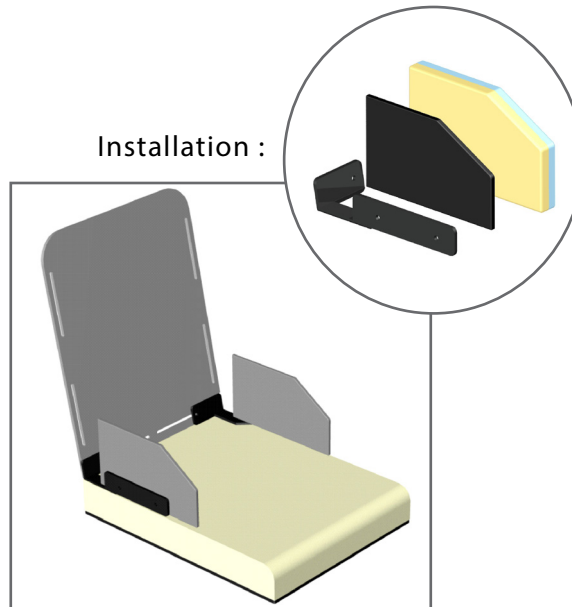
Adjustable bar for rigid pelvic support



Product No.	Passage	
	in	cm
S2940	1	2.5
S2945	1.5	3.8

Note: When ordering, indicate the desired clearance length corresponding to the thickness of the backrest cushion, either 1" (2.5 cm) or 1.5" (3.8 cm).

Installation :



Installed on a grooved backrest, the Lateral Pelvic Support adjustment system allows the desired setting. These adjustable rods bind to grooves in the bottom of the rigid backrest.





The HP2 Backrests Series has been developed with the ideas of high performance and high precision. The result of the researches drove us to this complete line of backrests with two anchoring points, which includes three professional and aesthetic models.

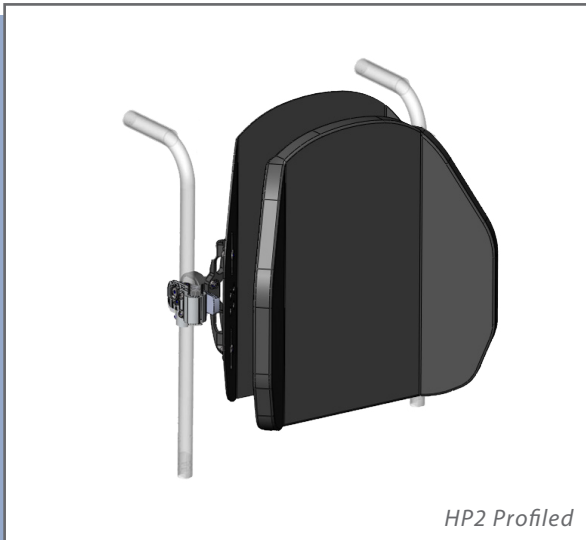
The ergonomic shape of the HP2 Profiled allows freeing of the scapulas to maximize upper limb movement and propulsion.

HP2 Contour and its design provides greater support to the upper limbs and is perfect for people requiring better trunk support.

Finally, the HP2 Sport is the essential complement to active people who need comfort and lightness. This backrest offers lumbar support and optimal posture to assure a complete comfort without hindering the movement.



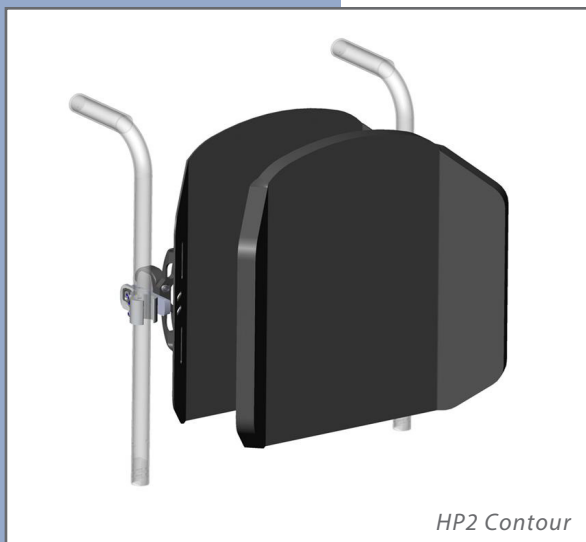




HP2 Profiled

Goes off the backposts in one simple and quick movement.

- Embedding range of 1 1/2 in (3.75 cm).
- Adjustable in height, depth and angle.
- Thoracic supports adjustable on three axes.
- Available in two versions:
 - Profiled to maximize the propulsion with its ergonomic shape.
 - Contour to offer a greater surface of support to the scapulas.
- 2-point - easy to install, quick-release hardware.



HP2 Contour

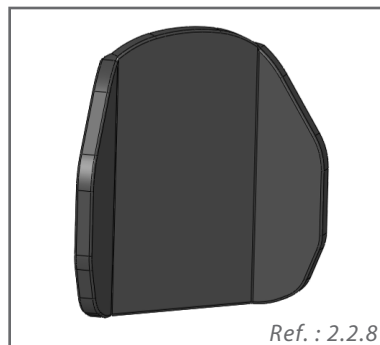
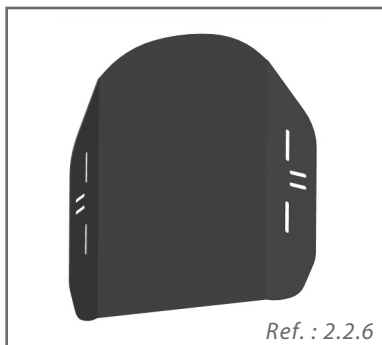


2 - BACKRESTS

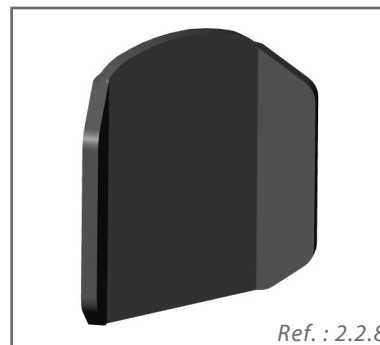
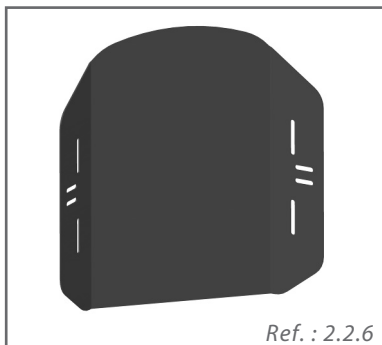
HP2 backrest

A variety of formats are shown in the following pages.

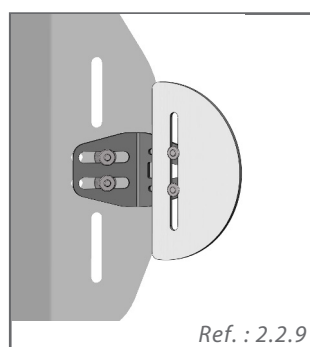
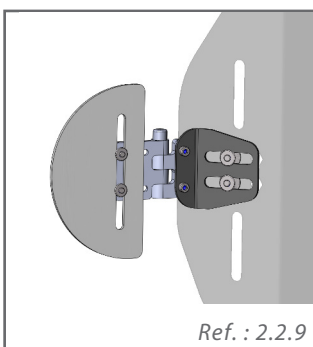
HP2 Profiled



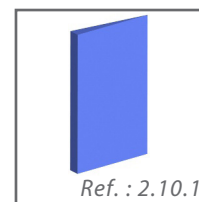
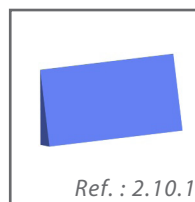
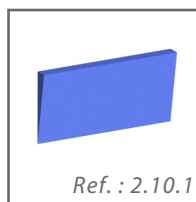
HP2 Contour




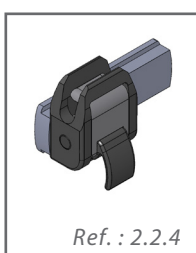
Choice of thoracic supports



Wedges



Mounting system

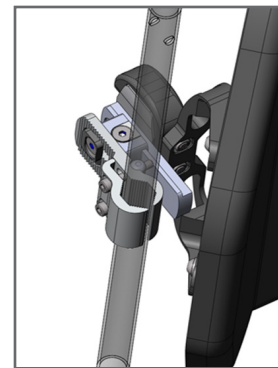




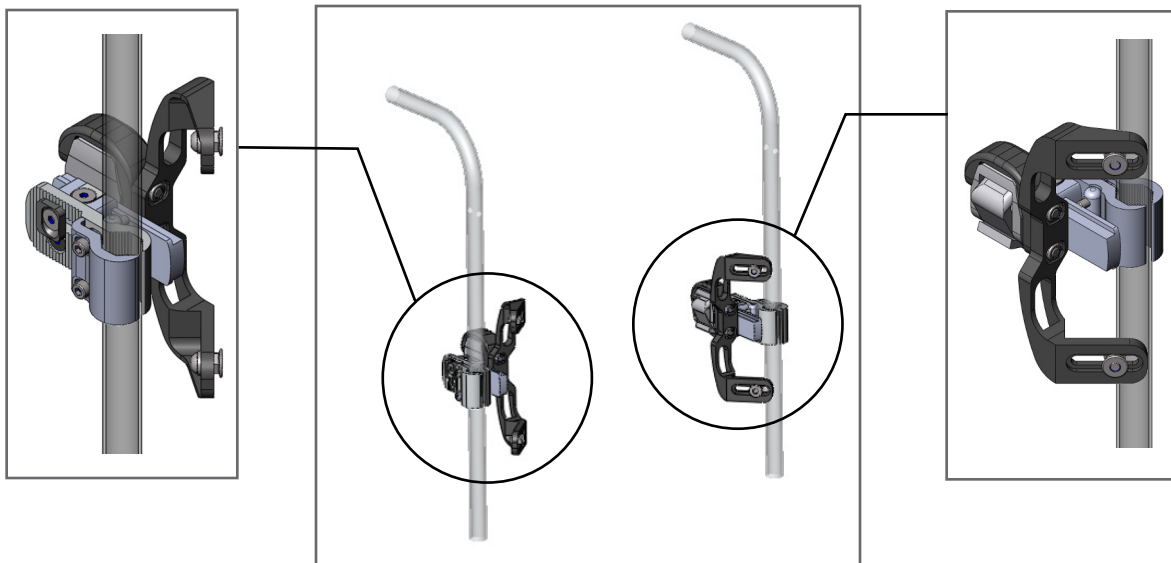
Mounting system

The mounting system of the HP2 backrest is an innovative fixing element which is simple and easy to use. You don't need much force or dexterity to install or uninstall this system. Its conception allows an adjustment of the inclination angle of 0 to 40° to obtain an adequate tilt angle and an optimal position in the wheelchair.

With its universal clamp, the mounting system of the HP2 backrest suits every tube diameter of a wheelchair back posts.



Mounting system

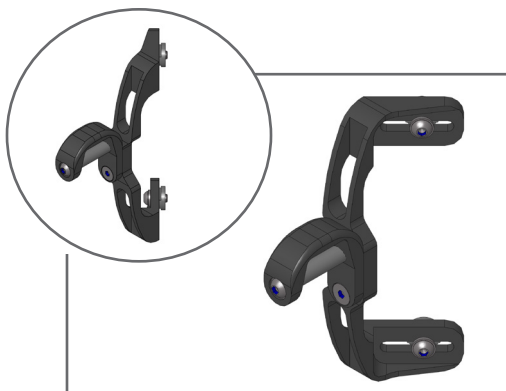




2 - BACKRESTS

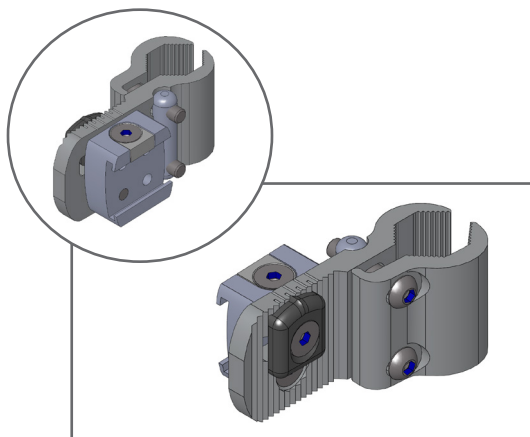
HP2 backrest

Anchoring system hardware



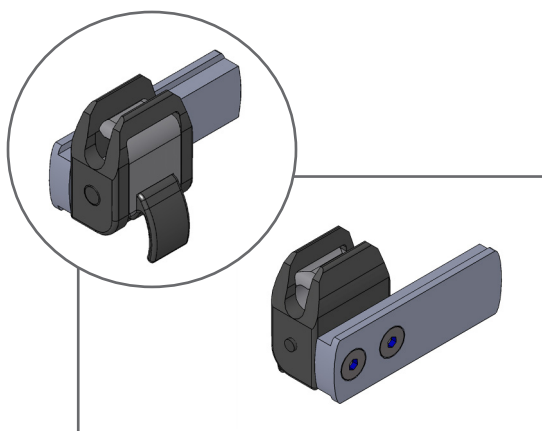
HP2 Anchor receptacle

Product No.
PH01936 - Right
PH01938 - Left



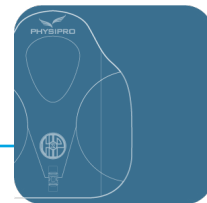
HP2 Universal clamp

Product No.
PH01941 - Right
PH01942 - Left



HP2 Anchor slide

Product No.
PH01939 - Right
PH01940 - Left

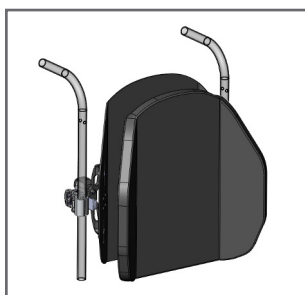


HP2 Kit

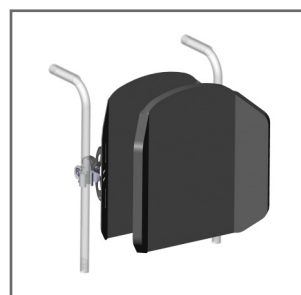
HP2 backrests are available in assembled kit, including the aluminum interface, a cushion, a cover and the mounting system.

In option, it is possible to add extern or integrated thoracic supports.

HP2 Profiled



HP2 Contour



Format	HP2 Profiled kit	HP2 Contour kit
Custom	**	**
12X12	HPP1212	HPC1212
12X14	HPP1214	HPC1214
14X14	HPP1414	HPC1414
14X16	HPP1416	HPC1416
14x18	HPP1418	HPC1418
16X16	HPP1616	HPC1616
16X18	HPP1618	HPC1618
16X20	HPP1620	HPC1620
18X16	HPP1816	HPC1816
18X18	HPP1818	HPC1818
18X20	HPP1820	HPC1820
20X16	HPP2016	HPC2016
20 X18	HPP2018	HPC2018
20X20	HPP2020	HPC2020

Format	HP2 Profiled kit	HP2 Contour kit
22X22	HPP2222	HPC2222
22X24	HPP2224	HPC2224
22X26	HPP2226	HPC2226
24X20	HPP2420	HPC2420
24X22	HPP2422	HPC2422
24x24	HPP2424	HPC2424
24X26	HPP2426	HPC2426
26X20	HPP2620	HPC2620
26X22	HPP2622	HPC2622
24X26	HPP2426	HPC2426
26X26	HPP2626	HPC2626
Product No.		
HP1C	Additional cover - black	
HP2C	Additional cover – Black and Red	

It is also possible to buy spare elements for the HP2 backrests.

To order an additional interface, cushion or cover, please contact us and let us know:

- The model of your HP2 backrest: Profiled or Contour;
- If it has extern or integrated thoracic supports.



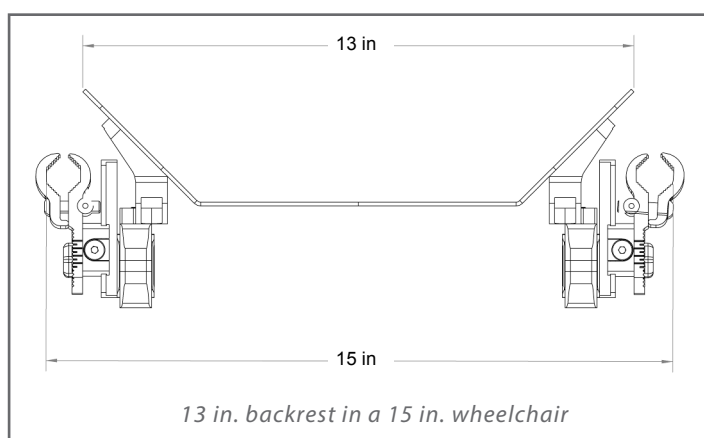
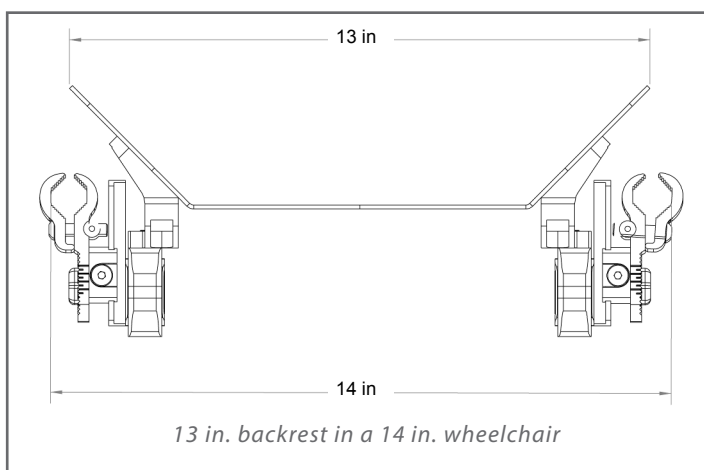
2 - BACKRESTS

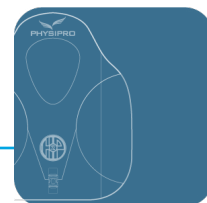
HP2 backrest

HP2 Interface

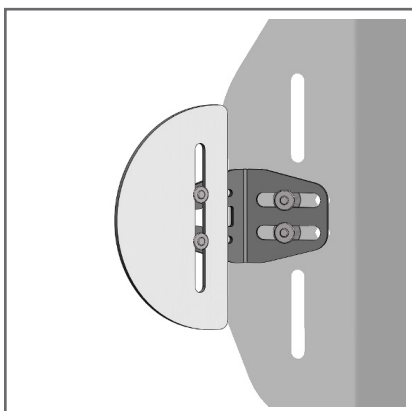
The selection of the backrest format is measured according to the width of the wheelchair. The backrest can be installed on a wheelchair that has the same width or a wheelchair with 2 larger width formats. As an example; a 13 in. (33 cm) backrest width can be installed on a wheelchair with a 13 in. (33 cm) width. This same backrest can also fit on a wheelchair with a 14 in. (35 cm) width and will be embedded $\frac{1}{2}$ in. (1.2 cm) from the canes.

Therefore the seating depth will be increased $\frac{1}{2}$ in. (1.2 cm) furthermore; increasing the depth will also offer the possibility to incline the backrest. For a wheelchair with a 15 in. (38 cm) width, the 13 in. (33 cm) backrest will be embedded 1 in. (2.5 cm) from the canes, the seating depth will be increased 1 in. (2.5 cm) and the backrest will have the option of being inclined.



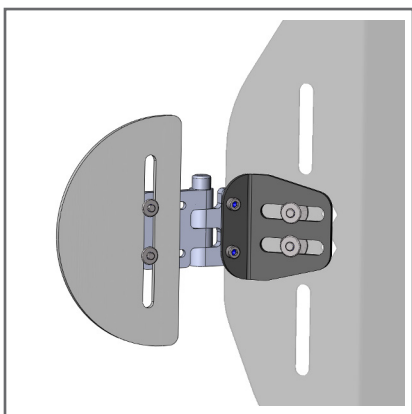


Adjustable thoracic supports



Adjustable in height, width and depth, the thoracic supports of the HP2 brings global dynamism of the backrest.

Note: it is possible, for the HP2 Contour, to fully integrated those thoracic support in the backrest cover. In that case, however, right and left thoracic supports must be the same size.



Available in option, swing-away thoracic supports are adjustable in height, width and depth. Installed on one side or both, they are really useful for transfers.

Product No.	Format	Description			
		Height		Depth	
		in	cm	in	cm
HPT001	Pediatric	4	10	4	10
HPT002	Extra Small	6	15	4½	11.5
HPT003	Small	7	18	4½	11.5
HPT004	Medium	8	20	4½	11.5
HPT005	Large	10	25.5	4½	11.5
5½" Depth					
HPT006D	Right Medium	8	20	5½	14
HPT007D	Right Large	10	25,5	5½	14
HPT006G	Left Medium	8	20	5½	14
HPT007G	Left Large	10	25,5	5½	14

Swing-away and adjustable thoracic supports

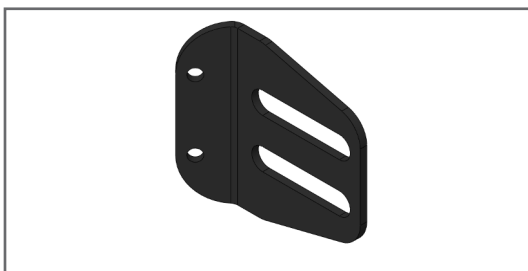
Product No.	Description				
	Format	Height		Depth	
		in	cm	in	cm
Right thoracic support					
HPTR001D	Pediatric	4	10	4	10
HPTR002D	Extra Small	6	15	4½	11.5
HPTR003D	Small	7	18	4½	11.5
HPTR004D	Medium	8	20	4½	11.5
HPTR005D	Large	10	25.5	4½	11.5
5 ½ depth – Right thoracic support					
HPTR006D	Medium	8	20	5½	14
HPTR007D	Large	10	25,5	5½	14
Left thoracic support					
HPTR001G	Pediatric	4	10	4	10
HPTR002G	Extra Small	6	15	4½	11.5
HPTR003G	Small	7	18	4½	11.5
HPTR004G	Medium	8	20	4½	11.5
HPTR005G	Large	10	25,5	4½	11.5
5 ½ depth – Left thoracic support					
HPTR006G	Medium	8	20	5½	14
HPTR007G	Large	10	25,5	5½	14
Customization					
HPTRG	Right custom support				
HPTRD	Left custom support				



2 - BACKRESTS

HP2 backrest

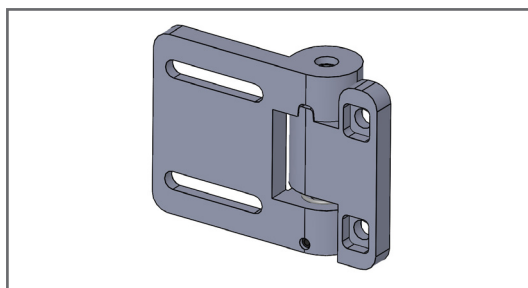
Thoracic supports hardware



Adjustable plate for swing-away mechanism

Product No.

PH01763




Swing-away thoracic support mechanism

Product No.

PH02197- Left

PH02196 - Right



Adjustable thoracic support anchoring mechanism


Product No.

PH01770



Thoracic support plate

Product No.	Description				
	Format	Height		Depth	
		in	cm	in	cm
**	Pediatric	**	**	**	**
D3823	Extra Small	4	10.2	3½	9
D3825	Small	5	12.7	3½	9
D3830	Medium	6	15.2	3½	9
D3835	Large	8	20.3	3½	9



Thoracic support cushion and cover

Description	Pediatric	Extra Small	Small	Medium	Large
cushion	**	D3884	D3885	D3886	D3887
cover	**	D3870	D3874	D3872	D3873

** Pediatric thoracic supports are made with an ABS plate with cushion and cover integrated. It is not possible to order the parts separately.



Combining comfort and lightness, the HP2 Sport backrest is the essential complement of the active and sport people. It allows optimal posture without interfering the movements and gives the desired comfort.

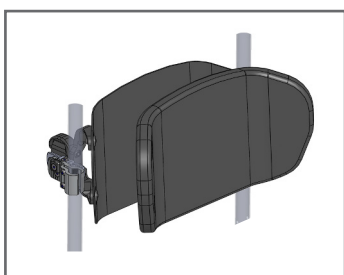


2 - BACKRESTS

HP2 sport backrest

Made of aluminum, the Sport backrest interface offers support and comfort for that lightweight alternative you want. The interface is available in three widths to fit wheelchair sizes from 14 inches (35 cm) to 19 inches (48 cm).

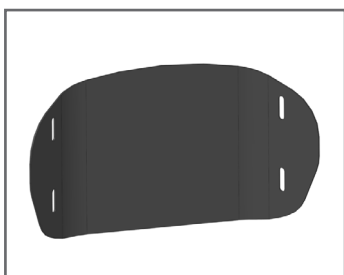
HP2 Backrest



Product No.	Description		
	Width	Height	Wheelchair sizes:
HPS14	14 in (35 cm)	9 in (23 cm)	14 in (35 cm) et 15 in (38 cm)
HPS16	16 in (40 cm)	9 in (23 cm)	16 in (40 cm) et 17 in (43 cm)
HPS18	18 in (45 cm)	9 in (23 cm)	18 in (45 cm) et 19 in (48 cm)

Kit includes aluminum interface, cushion, cover and anchor mechanism.


Interface - Sport



Product No.	Format
HPS14I	14 in (35 cm) X 9 (23 cm)
HPS16I	16 in (40 cm) X 9 (23 cm)
HPS18I	18 in (45 cm) X 9 (23 cm)

Sport backrest cushion is made with 1 in (2.5 cm) of soft Sunmate. This dispersion foam gives optimal comfort and lumbar support.

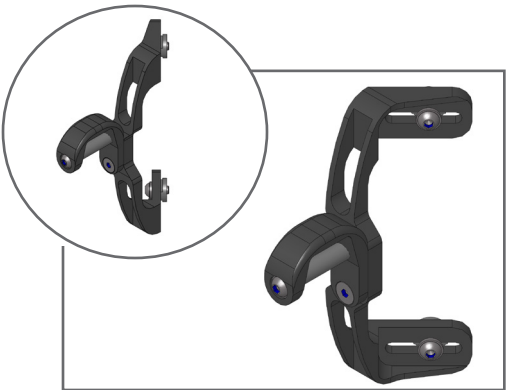
Cushion and cover - Sport



Format	Cushion	Cover
14 in (35 cm) X 9 (23 cm)	HPS14C	HPS14H
16 in (40 cm) X 9 (23 cm)	HPS16C	HPS16H
18 in (45 cm) X 9 (23 cm)	HPS18C	HPS18H

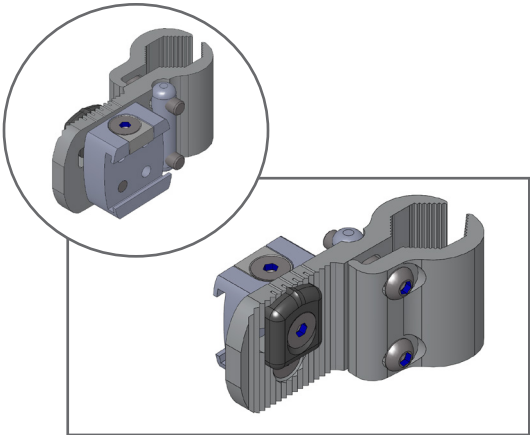


Anchor mechanism



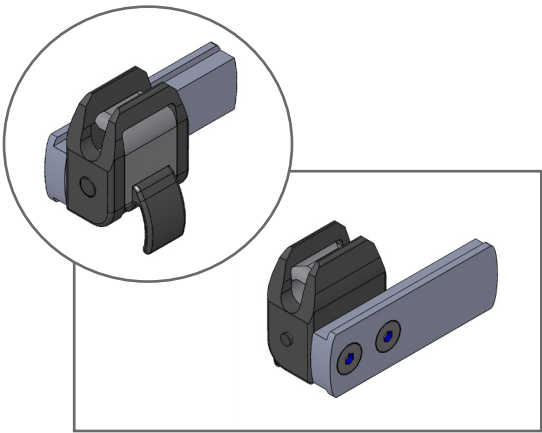
HP2 Anchor receptacle

Product No.
PH01992- Right
PH01993- Left



HP2 Universal clamp

Product No.
PH01941- Right
PH01942- Left



HP2 Anchor slide

Product No.
PH01939- Right
PH01940- Left





The Impact backrest is available in dynamic carbon fiber or rigid aluminum.

You can personalize the backrest by adding a unit of « Sunmate » foam-in-place to create instant moulding

(view details on page 2.9.1)

It is also possible to add a sacrolumbar corrector to the backrest and various components to improve the posture of its user.

Impact Dynamic Backrest – Carbon Fiber

Made with an extra light carbon fiber structure, and because of its flexibility felt at the thoracic supports level, it allows movement liberty.

Impact Rigid Backrest - Aluminum

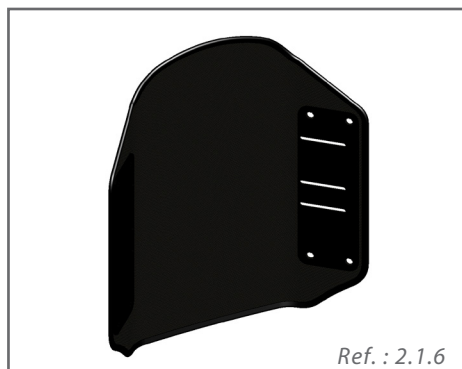
Made with an aluminum structure, this backrest is more rigid for those requiring maximum supports.



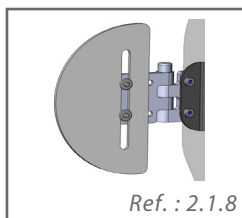
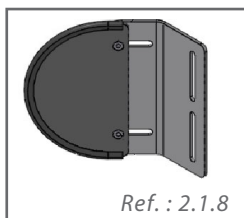
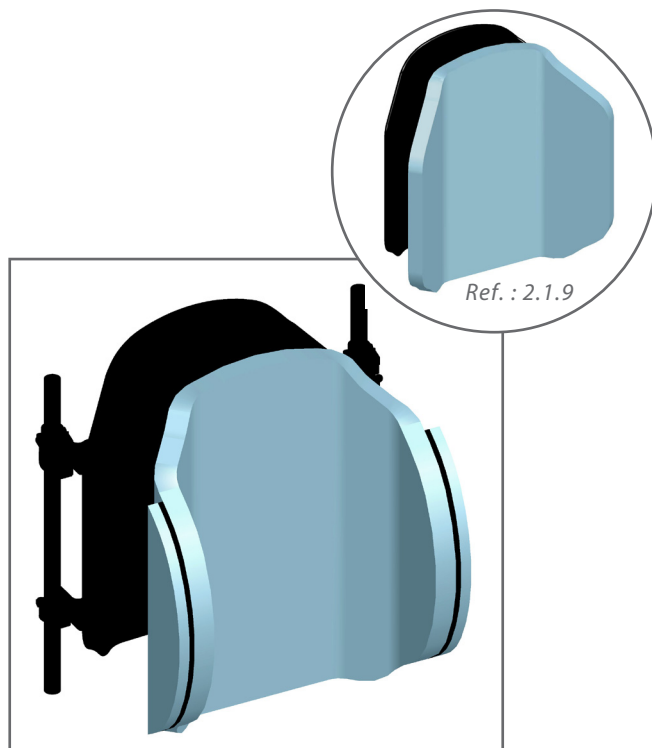
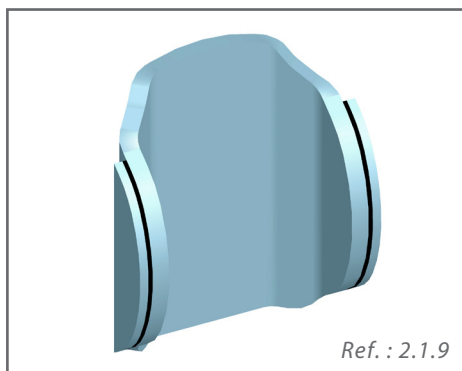


2 - BACKRESTS

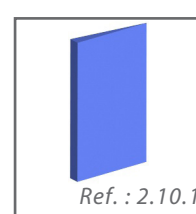

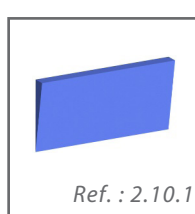

Impact backrest




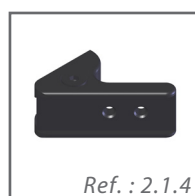
A variety of formats are shown in the following pages.



Wedge selections



Mounting system options



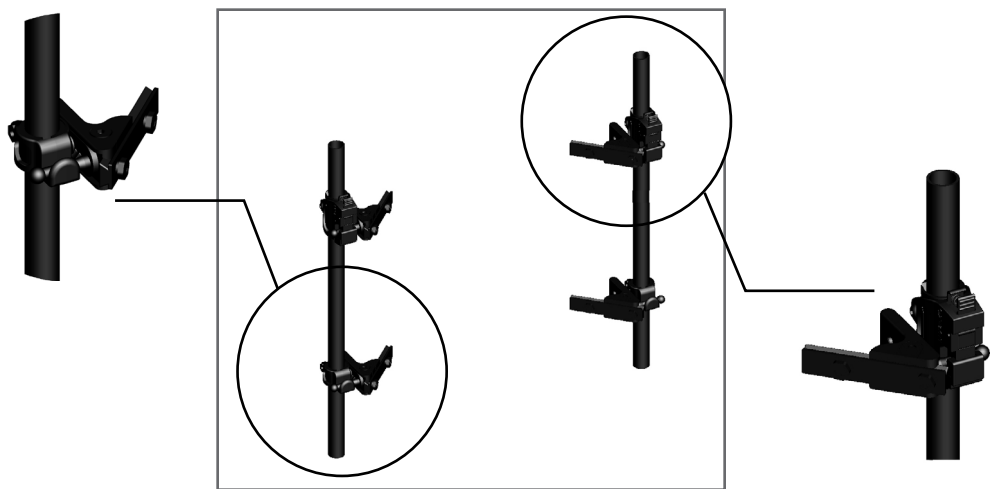


Mounting system

This professionally-designed mounting system offers a dynamic combination of aesthetic appeal and technical expertise.

Mounting hooks attached to the wheelchair frame and the interface’s adjustable brackets allow you to easily obtain an adequate tilt angle. In addition, the ingenious spring latch design ensures complete safety, stability and ease of installation.

This system includes 4 add-on brackets, 4 pin bars, 2 pin hooks, 2 spring latches, adequate spacing to accommodate different tubing sizes and the hardware needed for installation.



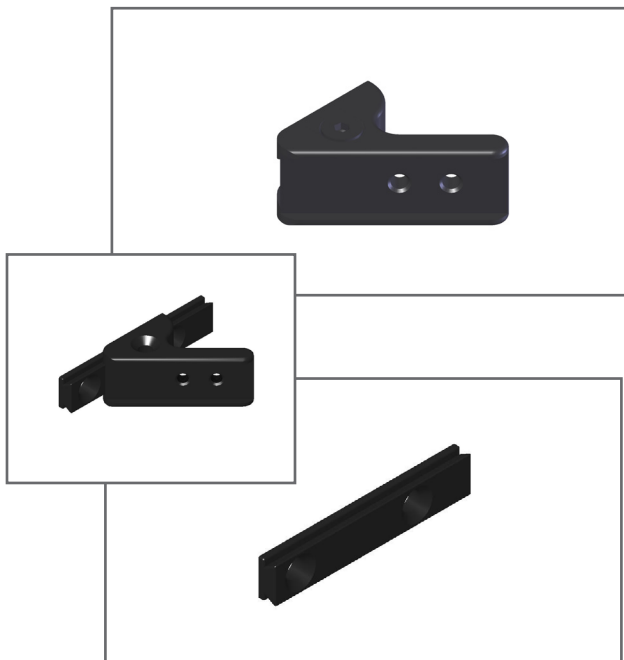
Product No.	Description
D3000	Mounting system - Impact



2 - BACKRESTS

Impact backrest

Mounting system options



Add-on bracket

Product No.

D3020

The add-on brackets have a height adjustment of 2 in. (5 cm) allowing installation on most tubular frames.

Sliding directional bar

Product No.

D3021

The sliding directional bars fixed to the backrest enable quick and easy "add-on brackets" position adjustment.



Pin Bar

Product No.

D3025

The pin bars allow for a depth adjustment of 1½ inches (3.8 cm) and an angle adjustment of 15° simply by loosening the screw that joins them to the add-on brackets.



Pin Hook

Product No.

D3030

The hooks placed in the lower wheelchair canes allow you to tilt the backrest by pivoting.

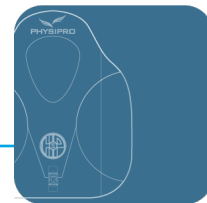


Spring latch

Product No.

D3035

The spring latch clearly illustrates the dynamic design and performance of the Custom's interface. A perfect blend of engineering and aesthetics, this latch is safe and discreet.



Dynamic and Rigid Interface – Impact

The dynamic and rigid impact backrests are available assembled, including the carbon fibre or aluminum interface, a cushion, a cover and a mounting system. You can also choose a backrest assembled with thoracic supports.

Impact without thoracic supports



Format	Impact dynamic kit (carbon fibre)	Impact rigid kit (aluminum)
Personalised	**	**
10X12	N/A	D4505
10X14	N/A	D4506
12X12	D4500	D4510
12X14	D4600	D4650
14X14	D4602	D4652
14X16	D4604	D4654
14X18	N/A	D4710
16X16	D4606	D4656
16X18	D4608	D4658
16X20	N/A	D4660
18X16	D4610	D4662
18X18	D4612	D4664
18X20	N/A	D4666

Impact with thoracic supports



Format	Impact dynamic kit (carbon fibre)	Impact rigid kit (aluminum)	
		Regular	Swing-away
Personalised	**	**	**
10X12	N/A	D4507	D4515
10X14	N/A	D4508	D4520
12X12	D4501	D4511	D4525
12X14	D4601	D4651	D4530
14X14	D4603	D4653	D4535
14X16	D4605	D4655	D4540
14X18	N/A	D4711	D4545
16X16	D4607	D4657	D4550
16X18	D4609	D4659	D4555
16X20	N/A	D4661	D4560
18X16	D4611	D4663	D4565
18X18	D4613	D4665	D4570
	N/A	D4667	D4575

N/A This size is not available

** Additional charges are applicable for non-standard sizes.




2 - BACKRESTS

Impact backrest

Dynamic and rigid Interface - Impact

The Impact backrest interface is available in carbon fiber (Dynamic) and aluminum (Rigid). The tables below show the available measurements for each interface.



Impact Dynamic (Carbon Fiber) - Format						
Width	Height				Thoracic Width	
12 in (30 cm)	D3001	12 in (30 cm)	D3004	14 in (35 cm)	7 to 9 in	18 to 23 cm
14 in (35 cm)	D3005	14 in (35 cm)	D3007	16 in (40 cm)	9 to 11 in	18 to 28 cm
16 in (40 cm)	D3009	16 in (40 cm)	D3010	18 in (45 cm)	11 to 13 in	28 to 33 cm
18 in (45 cm)	D3015	16 in (40 cm)	D3017	18 in (45 cm)	13 to 15 in	33 to 38 cm

Impact Rigid (Aluminum) - Format								
Width	Height						Thoracic Width	
12 in (30 cm)	D3002	12 in (30 cm)	D3003	14 in (35 cm)	N/A	N/A	7 to 9 in	18 to 23 cm
14 in (35 cm)	D3006	14 in (35 cm)	D3008	16 in (40 cm)	D4716	18 po (45 cm)	9 to 11 in	18 to 28 cm
16 in (40 cm)	D3011	16 in (40 cm)	D3012	18 in (45 cm)	D3014	20 in (50 cm)	11 to 13 in	28 to 33 cm
18 in (45 cm)	D3016	16 in (40 cm)	D3018	18 in (45 cm)	D3022	20 in (50 cm)	13 to 15 in	33 to 38 cm

N/A This format is not available

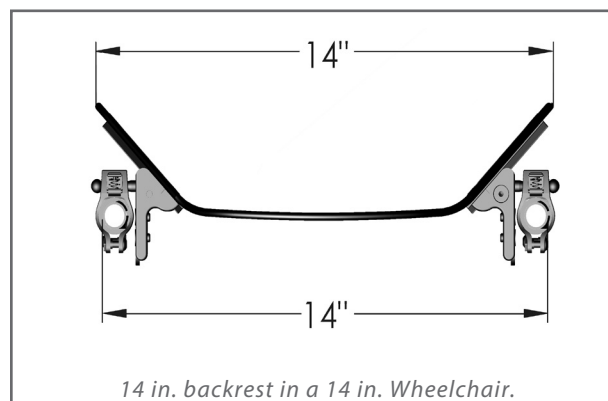


Dynamic and Rigid Interface – Impact

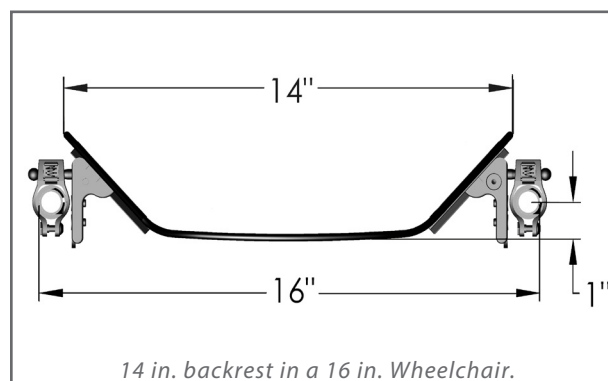
The selection of the backrest format is measured according to the width of the wheelchair. The backrest can be installed on a wheelchair that has the same width or a wheelchair with 2 larger width formats. As an example; a 14 in. (35 cm) backrest width can be installed on a wheelchair with a 14 in. (35 cm) width.

This same backrest can also fit on a wheelchair with a 15 in. (38 cm) width and will be embedded $\frac{1}{2}$ in. (1.2 cm) from the canes. Therefore the seating depth will be increased $\frac{1}{2}$ in. (1.2 cm) furthermore; increasing the depth will also offer the possibility to incline the backrest. For a wheelchair with a 16 in. (40 cm) width, the 14 in. (35 cm) backrest will be embedded 1 in. (2.5 cm) from the canes, the seating depth will be increased 1 in. (2.5 cm) and the backrest will have the option of being inclined.

Please refer to the purchase order form for more specifications.



14 in. backrest in a 14 in. Wheelchair.



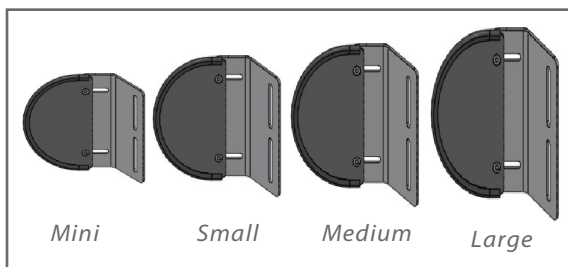
14 in. backrest in a 16 in. Wheelchair.



2 - BACKRESTS

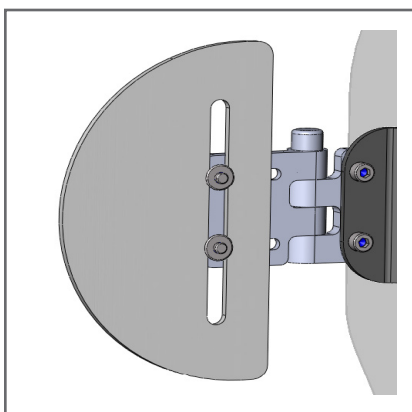
Impact backrest

Thoracic supports - Impact



Product No.	Description				
	Size	Height		Depth	
		in	cm	in	cm
Flexion - Rigid					
D3039	Extra small	4¼	11	3¼	8¼
D3041	Small	5	13	3½	9
D3046	Medium	6	15	3½	9
D3051	Large	8	20	3½	9
Flexion - Flexible					
D3040	Extra small	4¼	11	3¼	8¼
D3042	Small	5	13	3½	9
D3047	Medium	6	15	3½	9
D3052	Large	8	20	3½	9
Rigid flexion - Custom (aluminum)					
D3054	Right	Your choices			
D3053	Left	Your choices			

The thoracic supports are part of the dynamic Impact series. The right choice of format and flexion provide the user with ease of trunk movement needed during active daily living. Use the order form to indicate your choice of format based on the user's chest measurement.



In option, those swing-away thoracic supports are adjustable in height, width and depth. Fixed on one side or both, they are convenient for transfers

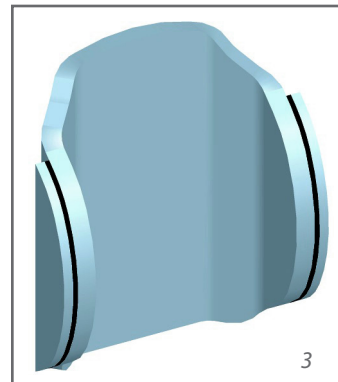
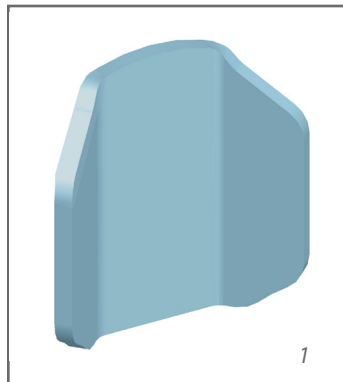
Swing-away thoracic supports

Product No.	Description				
	Size	Height		Depth	
		in	cm	in	cm
Thoracic support - Right					
D5178	Pediatric	4	10	4	10
D5177	Extra small	6	10	3½	9
D5176	Small	7	13	3½	9
D5174	Medium	8	15	3½	9
D5175	Large	10	20	3½	9
Thoracic support - Left					
D5179	Pediatric	4	10	4	10
D5180	Extra small	6	10	3½	9
D5181	Small	7	13	3½	9
D5182	Medium	8	15	3½	9
D5183	Large	10	20	3½	9





Impact Backrest Cushion and Cover

The cushions with supports are made from Sunmate soft foam-in-place and plastazote. And the cushions without supports are made of Sunmate soft foam-in-place only. Bellow you will find the table containing the size of cushions and covers.



Size	1. Cushion Without Support	2. Cover Without Support	3. Cushion With Support	4. Cover With Support
Personalized	D3090	D3060	D3150	D3120
12X12	D3091	D3061	D3151	D3121
12X14	D3092	D3062	D3152	D3122
14X14	D3093	D3063	D3153	D3123
14X16	D3094	D3064	D3154	D3124
14X18	D4712*	D4713*	D4714*	D4715*
16X16	D3095	D3065	D3155	D3125
16X18	D3096	D3066	D3156	D3126
16X20	D3097*	D3067*	D3157*	D3127*
18X16	D3098	D3068	D3158	D3128
18X18	D3099	D3069	D3159	D3129
18X20	D3100*	D3070*	D3160*	D3130*

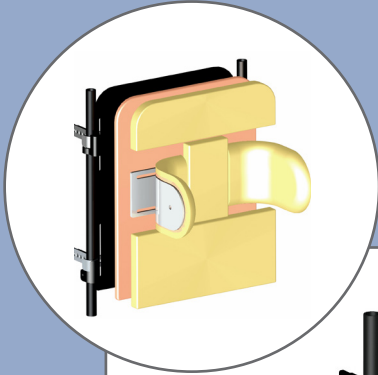
* Those models are designed for the Impact – Rigid Backrest in aluminum only.



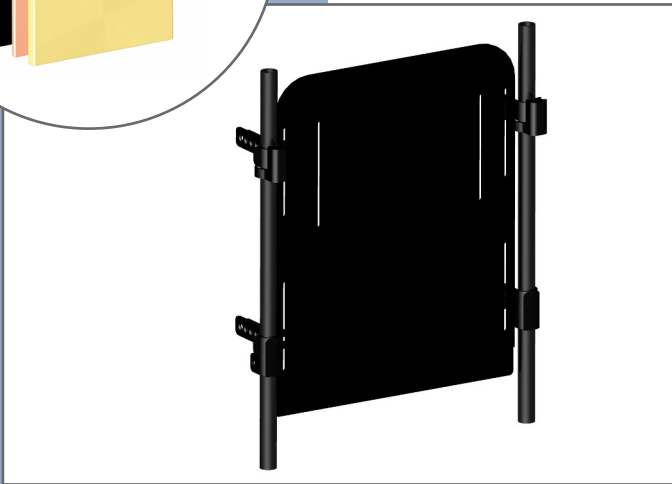




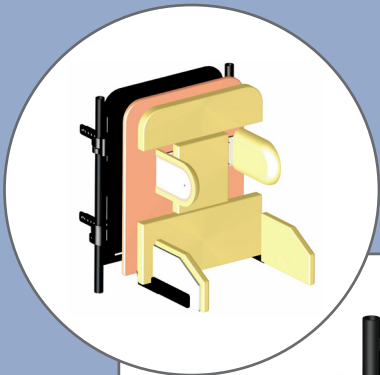
This rigid modular technical aid may be custom-designed based on your client's anthropometric measurements and the wheelchair's specifications. Optimum adjustment is assured using the wheelchair simulator and the order form to indicate your specifications.



Conventional rigid modular backrest - Adult



The conventional rigid modular backrest plays a key role in resolving problems such as a backward pelvic tilt or sliding. The thoracic supports help to correct lateral trunk movement and scoliosis.



Conventional rigid modular backrest - Pediatric



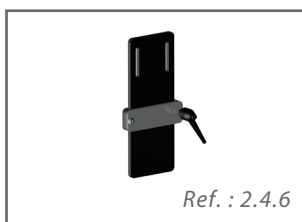
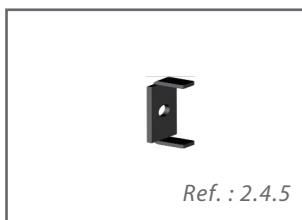


With the pediatric model of this postural support device, the pelvic supports, in most cases, are installed using the slots at the bottom of the backrest.

Your choice of pelvic supports and mounting options are shown on Page 2.3.9.

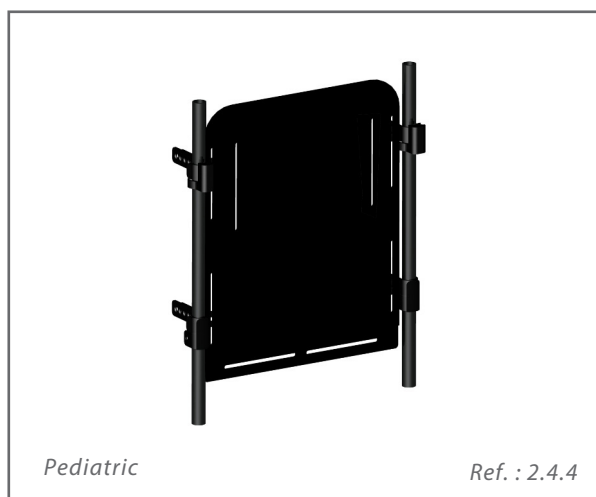
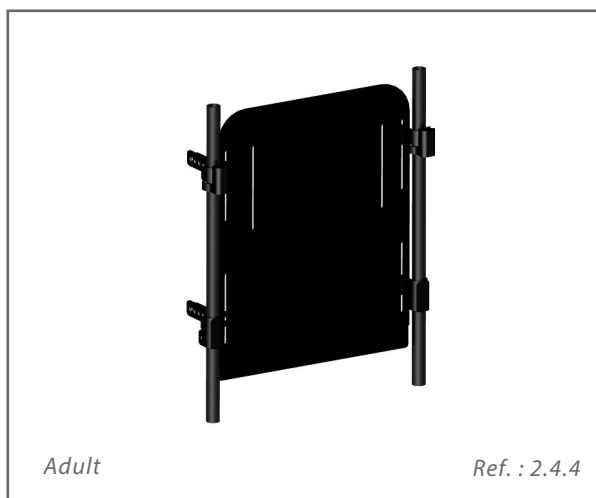


2 - BACKRESTS

Conventional Rigid Modular Backrest



Attached with mounting hooks to obtain the desired height and tilt angle, the conventional rigid modular backrest provides the proper correction and desired level of comfort. Your choice of mounting formats is shown on the following pages.






Mounting system options

The backrest mounting system includes four mounting hooks, four basic brackets, four bracket anchors, two swing-away stabilizers, two fixed stabilizers and the hardware needed for installation. Anchored to the backrest canes, this system provides several adjustment settings for backrest depth/angle and is very easy to use.

Slotted metal hook and bracket mounting system



Product No.	Number of holes	Tube diameter
D3200	2	3/4 in (1.9 cm)
D3205	2	7/8 in (2.2 cm)
D3210	2	1 in (2.5 cm)
D3215	5	3/4 in (1.9 cm)
D3220	5	7/8 in 2.2 cm)
D3225	5	1 in (2.5 cm)



2 - BACKRESTS

Conventional Rigid Modular Backrest

Plate choice



Conventional rigid modular backrest plate - Adult

Product No.	Thickness	
	in	cm
Plastic		
D3245	1/4	0.6
D3250	3/8	0.95
Aluminum		
D3255	3/16	0.47

Vertical slots are used for installing the mounting system on the backrest canes and allow for backrest height adjustment.



Conventional rigid modular backrest plate - Pediatric


Product No.	Thickness	
	in	cm
Plastic		
D3260	1/4	0.6
D3265	3/8	0.95
Aluminum		
D3270	3/16	0.47

External vertical slots are used for installation of the mounting system and internal slots are provided for the thoracic supports. Installation of the pelvic supports is possible using horizontal slots.



Mounting system options

Backrest mounting hook



Product No.	Number of holes	Tube diameter
D3275	2	¾ in (1.9 cm)
S1145	2	7/8 in (2.22 cm)
S1150	2	1 in (2.5 cm)
D3290	5	¾ in (1.9 cm)
S1160	5	7/8 in (2.22 cm)
S1165	5	1 in (2.5 cm)

A variety of lengths allows for different mounting depths. You also have a choice of circumference size.

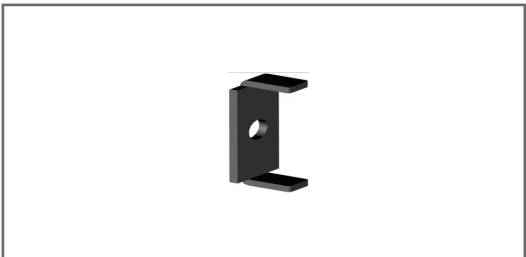
Basic bracket



Product No.	Description
S1185	2 holes
S1190	5 holes

Available in two formats for proper mounting depth.

Bracket anchor



Product No.
S1195

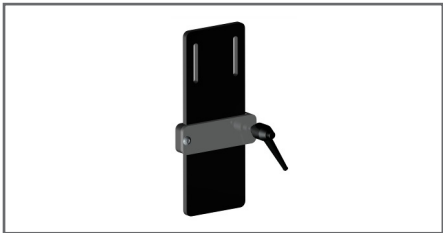
Hardware used for firmly attaching the bracket to the adjustment slots.



2 - BACKRESTS

Conventional Rigid Modular Backrest

Mounting system options




Backrest extender

Product No.

D3335

The backrest extender allows for add-ons to the upper backrest section in order to provide support for the head. The extender accommodates transfers by making it possible to divide the backrest into two parts.



Swing-away stabilizer

Product No.

D3340

The swing-away stabilizer makes the backrest easily detachable. The upper part pivots to release the mounting hook.




Ratchet stabilizer

Product N°

S1200

Keep the backrest in place.



Fixed stabilizer

Product No.

D3345	For Ø 1" tube
D3346	For Ø 7/8" tube
D3347	For Ø 3/4" tube




Plastic fixed stabilizer

Product N°




D3348

The fixed stabilizer is located in the bottom of the canes and is used in conjunction with the swing-away stabilizer for safe and secure anchoring.

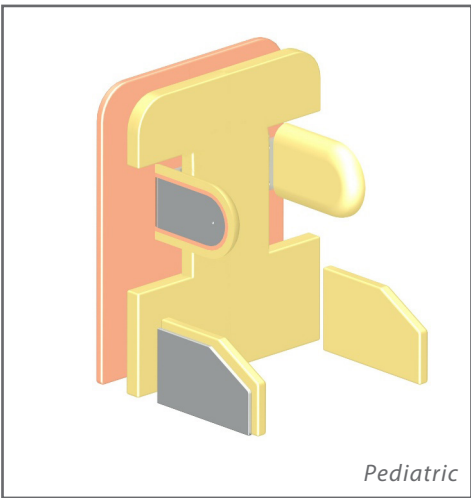
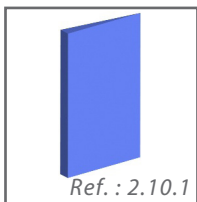
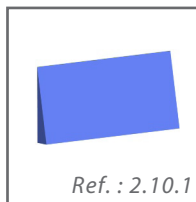
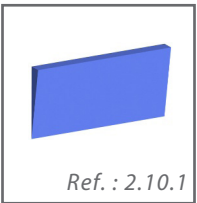

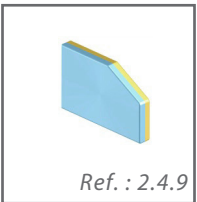


Choose from a variety of shapes and formats for fixed and swing-away thoracic supports and shape components on the following pages. Use the order form to indicate the required anthropometric measurements.

Choice of fixed or swing-away thoracic supports



Choice of shape components





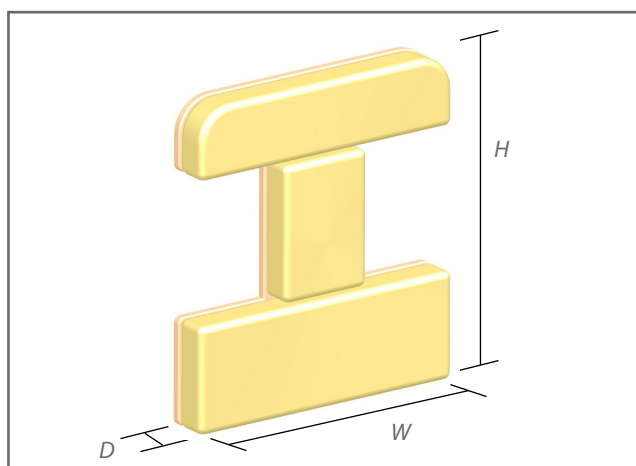
2 - BACKRESTS

Conventional Rigid Modular Backrest

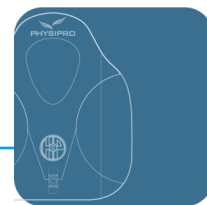
Choice of foam composition

Manufactured in three parts, the conventional rigid modular backrest cushion allows for width and height adjustment of the thoracic supports. The cushion is made of Plastazote and urethane foam. Upon request, a dispersion foam may be added. A Meshtex cover is included.

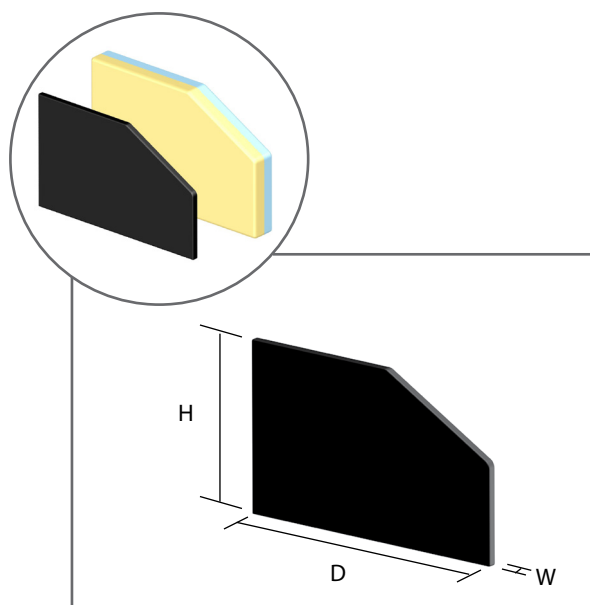
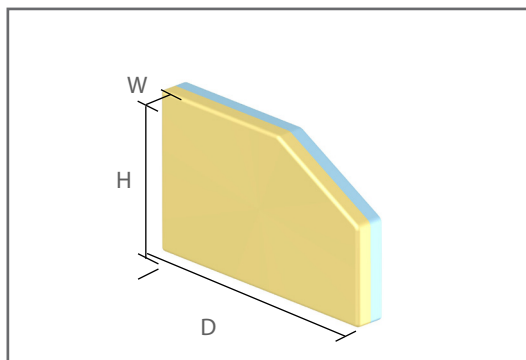
Conventional rigid modular backrest cushions



Product No.	Constructor foam	Dispersion foam(s)	Comfort and finishing foam
D3350	Plastazote ½ in (1.2 cm)	-	Urethane (Neocor) 1 in (2.5 cm)
D3355	Plastazote ½ in (1.2 cm)	T-38 1 in (2.5 cm)	Urethane (Neocor) ½ in (1.2 cm)
D3360	Plastazote ½ in (1.2 cm)	-	Latex 1 in (2.5 cm)
D3365	Plastazote ½ in (1.2 cm)	Sunmate medium ½ in (2.5 cm)	Urethane (Neocor) ½ in (1.2 cm)
D5455	Plastazote ½ in (1.2 cm)	Sunmate medium ½ in (2.5 cm)	Sunmate soft ½ in (2.5 cm)
Replacement cover			
D3370	Waterproof Meshtex cover : 1 ½ in (3 cm)		
D3375	Waterproof Meshtex cover : 2 in (5 cm)		



Choice of wedges



Lateral Pelvic Cushion

Product No.	Description						
	Size	Width		High		Depth	
		in	cm	in.	cm	in.	cm
Lateral Pelvic Cushion (plastazote, Neocor, Sunmate)							
S2860	#1	1	2.5	5½	14	9½	23
S2865	#2	1½	4	5½	14	9½	23
S2870	#3	2	5	5½	14	9½	23
Lateral Pelvic Cushion (constructor foam, Medium Sunmate)							
S2873	#1	1	2,5	9½	23	5½	14
S2874	#2	1½	3,75	9½	23	5½	14
S2879	#3	2	5	9½	23	5½	14
Replacement cover							
S2875	#1	Lateral Pelvic Cushion cover - Small					
S2880	#2	Lateral Pelvic Cushion cover - Medium					
S2885	#3	Lateral Pelvic Cushion cover - Large					

This postural component attaches to the armrests and is used to fill in a gap caused by pelvic rotation. Made of Plastazote, Sunmate and urethane. A nylon cover is included.

Rigid Lateral Pelvic Support with cushion

Product No.	Description						
	Size	Width		Height		Depth	
		in	cm	in	cm	in	cm
Plastic ¼ in (0.63 cm) thick							
S2905	#1	1	2,5	9½	23	5½	14
S2910	#2	1½	4	9½	23	5½	14
S2915	#3	2	5	9½	23	5½	14
Aluminum ¼ in (0.63 cm) thick							
S2920	#1	1	2,5	9½	23	5½	14
S2925	#2	1½	4	9½	23	5½	14
S2930	#3	2	5	9½	23	5½	14

These pelvic supports are installed on the slotted mounting brackets or using a sliding bar in the backrest slots (this last system allows for more adjustment settings). Made of Plastazote, Sunmate and urethane. A nylon cover is included.

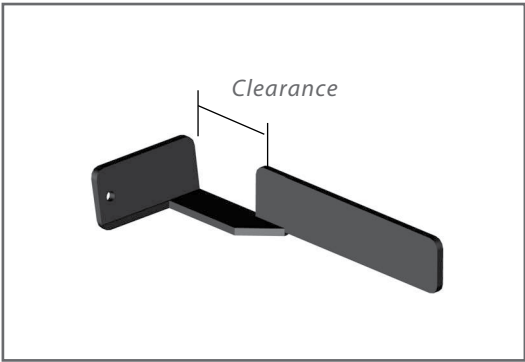


2 - BACKRESTS

Conventional Rigid Modular Backrest

Choice of mounting systems for rigid pelvic support

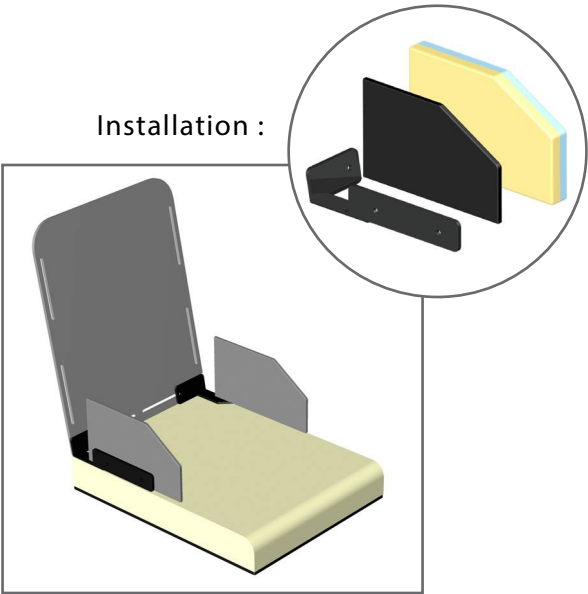
Adjustable bar for rigid pelvic support

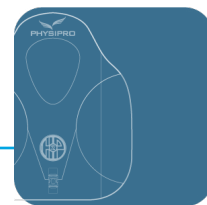


Product No.	Clearance Length	
	in	cm
S2940	1	2.5
S2945	1.5	3.8


Note: When ordering, indicate the desired clearance length corresponding to the thickness of the backrest cushion, either 1" (2.5 cm) or 1.5" (3.8 cm).

Installation :






Choice of Thoracic Supports



This posture aid is used for controlling lateral trunk movement. Generally used as a child's aid. When choosing the format/depth, please subtract the thickness of the backrest cushion to obtain the correct depth of the thoracic support.

Straight fixed thoracic support

Product No.	Description						
	Size	Width		Height		Depth	
		in	cm	in	cm	in	cm
Aluminum							
D3440	#1	1	2.5	3 ½	9	6	15
D3445	#2	1	2.5	3 ½	9	7	18
D3450	#3	1	2.5	5 ½	14	8	20
D3455	#4	1	2.5	6 ½	16.5	9	22.5
Replacement cover							
D3460	#1	Small					
D3465	#2	Medium					
D3470	#3	Large					
D3475	#4	Extra Large					



This posture aid is used to control trunk movement. It is placed at the appropriate chest height and is adjustable in width and depth. When choosing the format/depth, please subtract the thickness of the backrest cushion to obtain the correct depth of the thoracic support.

Curved fixed thoracic support


Product No.	Description						
	Size	Width		Height		Depth	
		in	cm	in	cm	in	cm
Plastic ¼ pin(0.63 cm)							
D3480	#1	1	2.5	3 ½	9	6	15
D3485	#2	1	2.5	4 ½	11.5	7	18
D3490	#3	1	2.5	5 ½	14	8	20
D3495	#4	1	2.5	6 ½	16.5	9	23
Aluminum ¼ in (0.63 cm)							
D3500	#2	1	2.5	4½	11.5	7	18
D3505	#3	1	2.5	5½	14	8	20
D3510	#4	1	2.5	6½	16.5	9	23
Replacement cover							
D3515	#1	Small					
D3520	#2	Medium					
D3525	#3	Large					
D3530	#4	Extra Large					



2 - BACKRESTS

Conventional Rigid Modular Backrest

Extended fixed thoracic support




This posture aid is used to control lateral trunk movement and to support the entire thoracic surface. Made of 1/8" (0.32 cm) aluminum, this component is adjustable in width and height. When choosing the format/depth, please subtract the thickness of the backrest cushion to obtain the correct depth of the thoracic support.

Product No.	Size	Description					
		Width		Height		Depth	
		in	cm	in	cm	in	cm
D3535	#1	¾	1.9	10	25.5	6	15
D3540	#2	¾	1.9	11	28	7	18
D3545	#3	¾	1.9	12	30.5	8	20
D3550	#4	¾	1.9	16	41	9	23
Replacement cover							
D3555	#1	Small					
D3560	#2	Medium					
D3565	#3	Large					
D3570	#4	Extra Large					



Hardware for fixed thoracic support

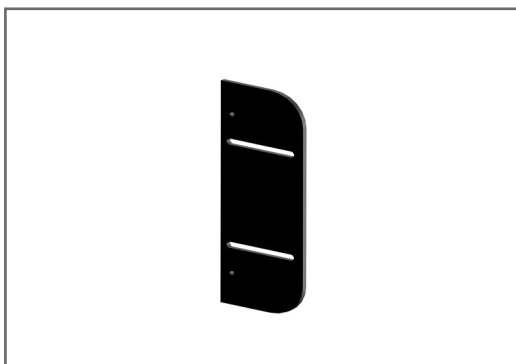
Curved fixed thoracic support plate



Product No.	Description	
	Height	
	in	cm
Plastic		
D3575	2¾	9
D3580	3¾	11.5
D3585	4 ⅜	14
D3590	5¾	16.5
Aluminum		
D3595	3¾	11.5
D3600	4 ⅜	14
D3605	5¾	16.5

Note: Part numbers for these plates correspond to the part numbers for the curved fixed thoracic support.

Extended fixed thoracic support plate



Product No.	Description	
	Height	
	in	cm
D3610	9¼	25,5
D3615	10¼	28
D3620	11¼	30,5
D3625	13¼	41

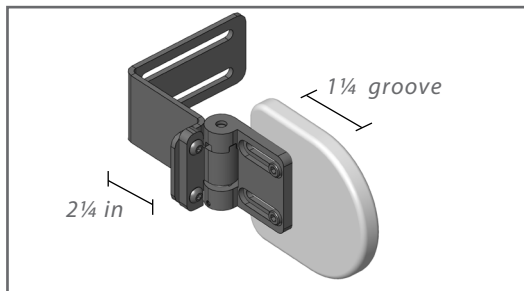
Note: Part numbers for these plates correspond to the part numbers for the extended fixed thoracic support.



2 - BACKRESTS

Conventional Rigid Modular Backrest

Choice of swing-away thoracic support mechanisms



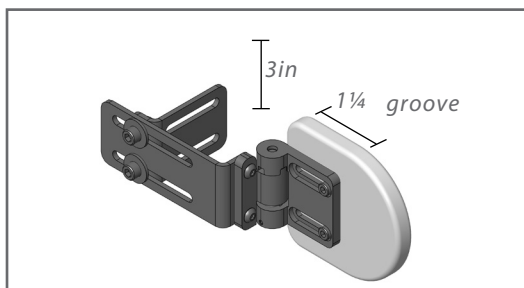
It is possible to insert a cushion of up to 3 1/4 in (8 cm) thickness.

Swing-away mechanism

Product No.

D3630

The mechanism folds down simply by pressing a central lever. This allows for easy side transfers. The thoracic support is also height and depth ($\pm 3/4$ in) adjustable.



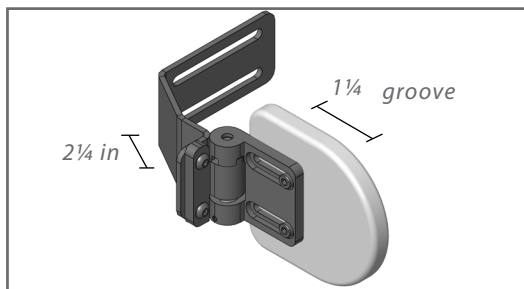
It is possible to insert a cushion of up to 4 in (10 cm) thickness.

Dual adjustment swing-away mechanism

Product No.

D3635

Width and depth ($\pm 3/4$ in) adjustable, this dual bracket system is installed on a rigid backrest.



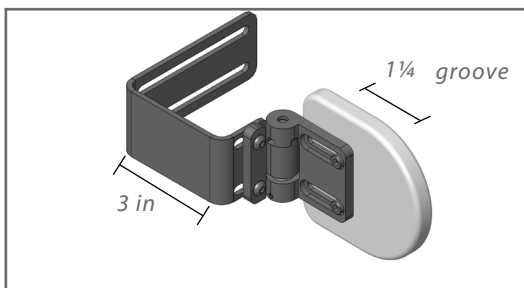
It is possible to insert a cushion of up to 3 1/4 in (8 cm) thickness.

V model swing-away mechanism

Product No.

D3640

Width and depth ($\pm 3/4$ in) adjustable, this mechanism goes around a rigid backrest and folds to a 45° angle.



It is possible to insert a cushion of up to 4 in (10 cm) thickness.

C model swing-away mechanism

Product No.

D3645


Width and depth ($\pm 3/4$ in) adjustable, this swing-away mechanism is installed on a rigid backrest and goes around the cushion, allowing for lateral adjustment.



Choice of thoracic supports for use with swing-away mechanism


This posture aid is used for controlling lateral trunk movement and helps distribute pressure over a greater surface area. A vinyl cover is included. The thickness of the curved thoracic support is $\frac{3}{4}$ in (2 cm).

Curved thoracic support



Product No.	Height	Depth
D3650	3" (7.5 cm)	4" (10 cm)
D3655	3" (7.5 cm)	5" (12.5 cm)
D3660	4" (10 cm)	4" (10 cm)
D3665	4" (10 cm)	5" (12.5 cm)
D3670	4" (10 cm)	6" (15 cm)
D3675	4" (10 cm)	7" (18 cm)
D3680	5" (12.5 cm)	5" (12.5 cm)
D3685	5" (12.5 cm)	6" (15 cm)
D3690	5" (12.5 cm)	7" (18 cm)

Straight thoracic support




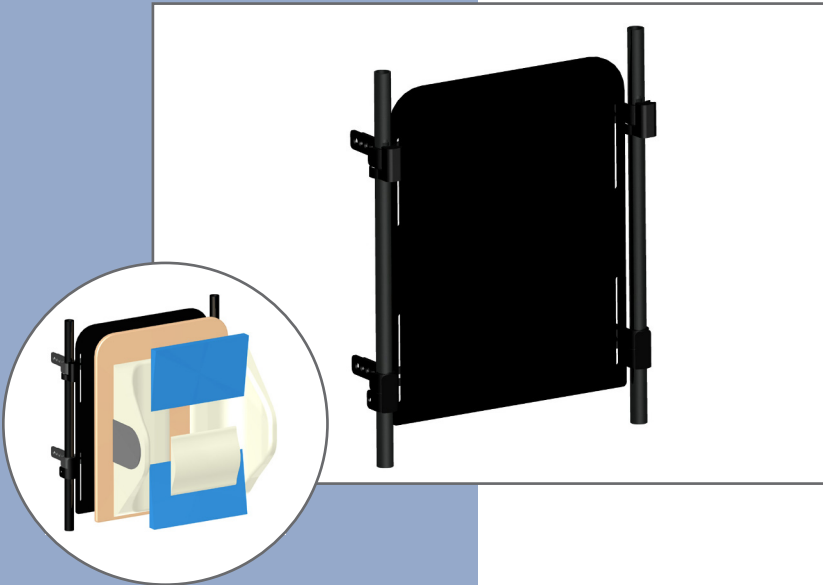
Product No.	Height	Depth
D3695	3" (7.5 cm)	4" (10 cm)
D3700	3" (7.5 cm)	5" (12.5 cm)
D3705	4" (10 cm)	4" (10 cm)
D3710	4" (10 cm)	5" (12.5 cm)
D3715	4" (10 cm)	6" (15 cm)
D3720	4" (10 cm)	7" (18 cm)
D3725	5" (12.5 cm)	5" (12.5 cm)
D3730	5" (12.5 cm)	6" (15 cm)
D3735	5" (12.5 cm)	7" (18 cm)





This postural support device is made with your choice of shape components. These components are then laminated or attached by Velcro over comfort foam according to the user's anthropometric measurements.

A variety of formats and different types of dispersion foams and comfort foams are available in order to optimize the effectiveness of the flexible modular backrest cushion.



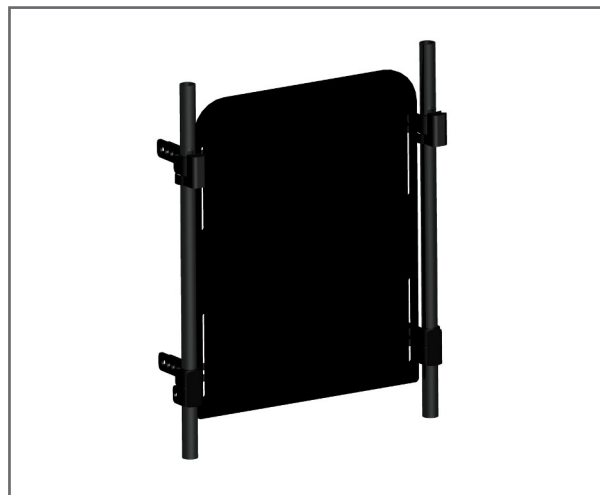

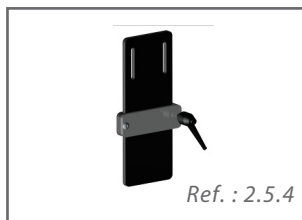


2 - BACKRESTS


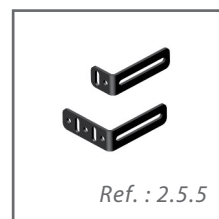

Conventional Flexible Modular Backrest



Attached by mounting hooks to obtain the desired height and tilt angle, the conventional flexible modular backrest provides the proper correction and desired level of comfort. Your choice of mounting formats is shown on the following pages.



Mounting system options

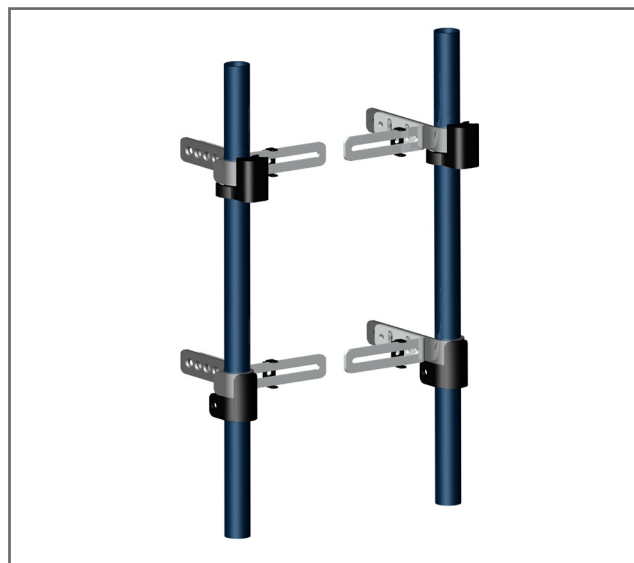




Mounting system options

The backrest mounting system includes four mounting hooks, four basic brackets, four bracket anchors, two swing-away stabilizers, two fixed stabilizers and the hardware needed for installation. Anchored to the backrest canes, this system provides several adjustment settings for backrest depth/angle and is very easy to use.

Slotted metal hook and bracket mounting system



Product No.	Number of holes	Tube diameter
D3200	2	3/4 in (1.9 cm)
D3205	2	7/8 in (2.2 cm)
D3210	2	1 in (2.5 cm)
D3215	5	3/4 in (1.9 cm)
D3220	5	7/8 in (2.2 cm)
D3225	5	1 in (2.5 cm)



2 - BACKRESTS

Conventional Flexible Modular Backrest


Mounting system options



Conventional flexible modular backrest plate

Product No.	Thickness	
	in	cm
Plastic		
D3740	1/4	0.6
D3745	3/8	0.95
Aluminum		
D3750	3/16	0.47


Vertical slots are used to install the mounting system and allow for height adjustment.



Backrest extender

Product No.
D3335


The backrest extender allows for add-ons to the upper backrest section in order to provide support for the head. The extender accommodates transfers by making it possible to divide the backrest into two parts.



Swing-away stabilizer

Product No.
D3340

The swing-away stabilizer makes the backrest easily detachable. The upper part pivots to release the mounting hook.



Fixed stabilizer


Product No.	
D3345	For Ø 1" tube
D3346	For Ø 7/8" tube
D3347	For Ø 3/4" tube

The fixed stabilizer is located at the bottom of the canes and is used in conjunction with the swing-away stabilizer for safe and secure anchoring.



Mounting system options

Backrest mounting hook



Product No.	Number of holes	Tube diameter
D3275	2	¾ in (1.9 cm)
S1145	2	7/8 in (2.22 cm)
S1150	2	1 in (2.5 cm)
D3290	5	¾ in (1.9 cm)
S1160	5	7/8 in (2.22 cm)
S1165	5	1 in (2.5 cm)

A variety of lengths allows for different mounting depths. You also have a choice of circumference size.

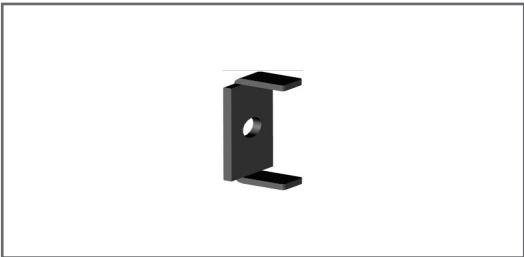
Basic bracket



Product No.	Description
S1185	2 holes
S1190	5 holes

Available in two formats for proper mounting depth.

Bracket anchor



Product No.
S1195


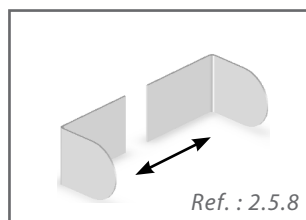
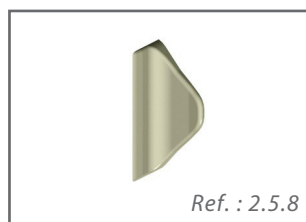

Hardware used to firmly attach the bracket to the adjustment slots.



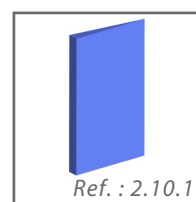
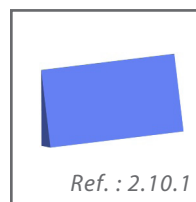
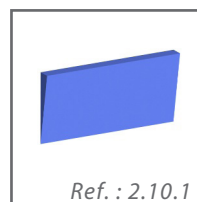
2 - BACKRESTS

Conventional Flexible Modular Backrest

Use the order form to indicate the data we require for a custom design. Some shape components are installed using Velcro for simple and precise adjustment. The backrest cushion includes a waterproof Meshtex cover.



Wedge choice

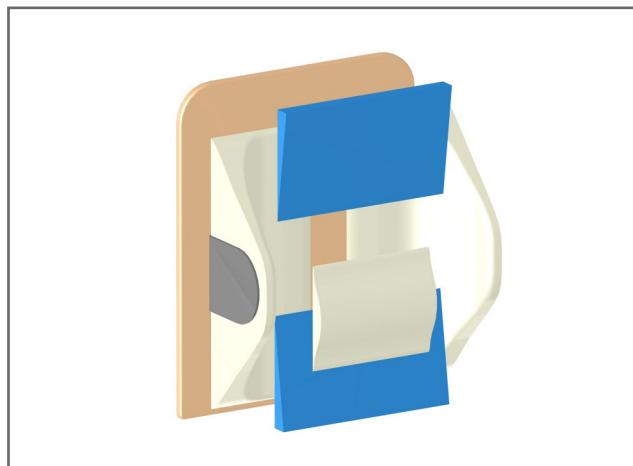




Choice of foam composition

The table below shows four standard types of foam composition.

Conventional flexible modular backrest cushions

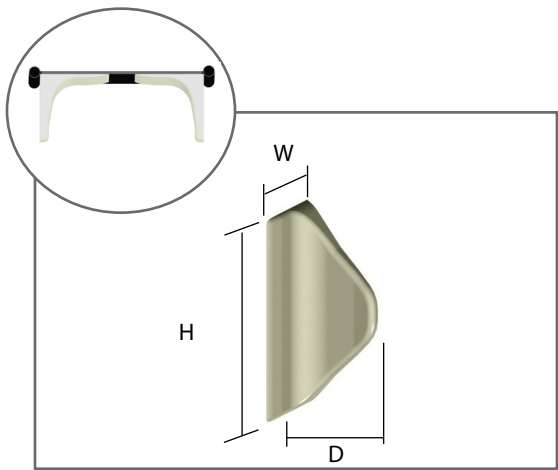


Product No.	Constructor foam	Dispersion foam	Comfort and finishing foam
D3755	Plastazote ½ in (1.2 cm)	-	Urethane (Neocor) 1 in (2.5 cm)
D3760	Plastazote ½ in (1.2 cm)	T-38 1 in (2.5 cm)	Urethane (Neocor) ½ in (1.2 cm)
D3765	Plastazote ½ in (1.2 cm)	-	Latex 1 in (2.5 cm)
D3770	Plastazote ½ in (1.2 cm)	Sunmate medium ½ in (2.5 cm)	Urethane (Neocor) ½ in (1.2 cm)
Replacement cover			
D3775	Waterproof Meshtex cover - 1½ in (3 cm)		
D3780	Waterproof Meshtex cover - 2 in (5 cm)		



2 - BACKRESTS

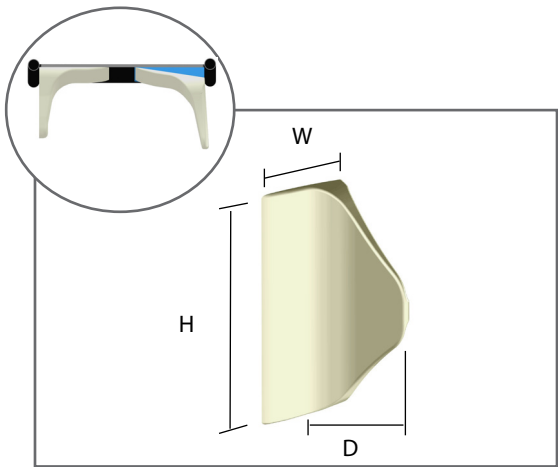
Conventional Flexible Modular Backrest



Custom thoracic support

Product No.	Size	Description					
		Height		Width		Depth	
		in	cm	in	cm	in	cm
D3785	#1	6	15	14 ½	37	5 ½	14
D3790	#2	6	15	14 ½	37	6 ½	16.5

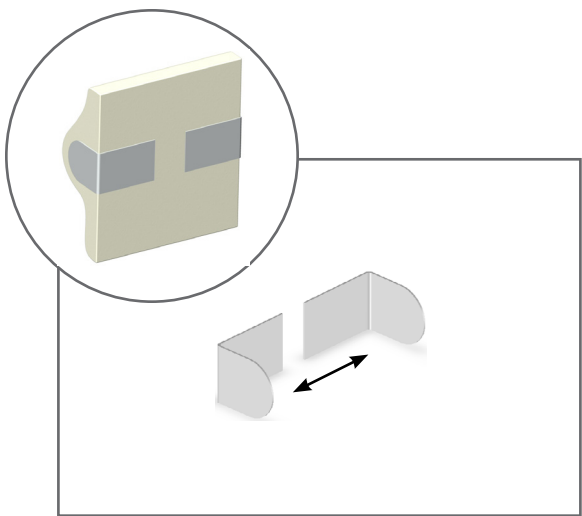
This posture aid is used to control lateral trunk movement and helps distribute pressure over a greater surface area.



Custom anti-sling thoracic support

Product No.	Size	Description					
		Height		Width		Depth	
		in	cm	in	cm	in	cm
D3795	#1	6	15	14 ½	37	5 ½	14
D3800	#2	6	15	14 ½	37	6 ½	17

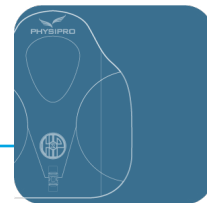
This flexible modular posture aid is used with a thoracolumbar wedge to control trunk rotation.



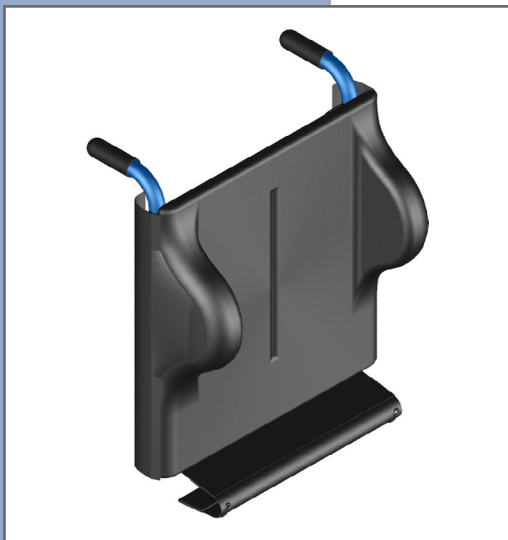
Custom thoracic support reinforcers

Product No.	Width	
	in	cm
Aluminum		
D3805	1/8	0.3

Aluminum reinforcers are built into the backrest cushion. In addition to firmly securing the cushion, they allow for readjustments in cases of weight gain or loss.



The Liberty Backrest fits any type of wheelchair. Adjustment straps are spaced 2 in. apart around the backrest canes.



This arrangement allows the installation of a 2 in. strap where a stronger support is needed.

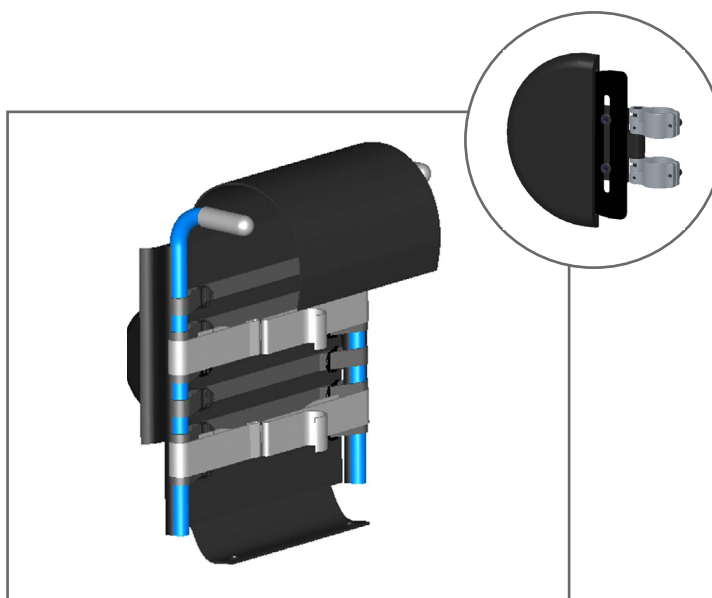
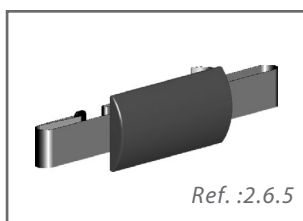
Shape components and adaptive gel pad can be added to enhance the comfort and stability.



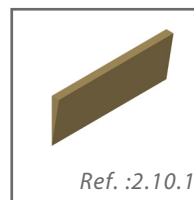
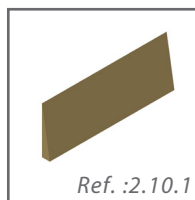
2 - BACKRESTS

Liberty Backrest

Some measurements are required. Use the order form to indicate the desired height and width of the wheelchair backrest and the size of thoracic supports.



Urethane wedge
selection (Neocor)





- Liberty Contour Backrest - High profile :**
Free scapula spine for a functional movement in propulsion.
- Liberty Contour Backrest - Low profile :**
Comfortable, it offers great trunk stability and trapezius support.



Product No.	Description
D3882	High profile
D3880	Low profile
D3871	Custom

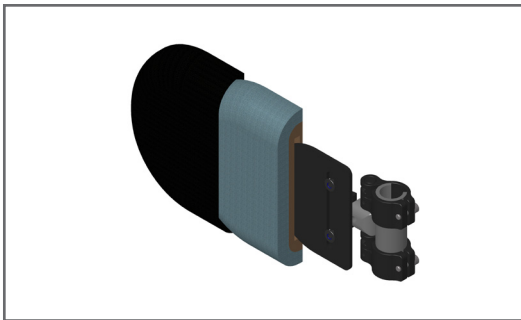
Please refer to the purchase order for the various specifications needed for manufacturing.



2 - BACKRESTS

Liberty Backrest

Thoracic support assembly




Description	mini	short	medium	long
Assembly	D3921	D3922	D3923	D3924
D3837	Custom Right thoracic support			
D3836	Custom Left thoracic support			

Made of 1/8" aluminum, these thoracic supports are height adjustable. They can also be customized as needed.



Thoracic support plate

Product No.	Format	Description			
		Height		Depth	
		in	cm	in	cm
D3823	Extra Small	4½	11,5	3½	9
D3825	Small	5	13	3½	9
D3830	Medium	6	15	3½	9
D3835	Large	8	20	3½	9



Thoracic support cushion

Description	Extra Small	Small	Medium	Large
cushion	D3929	D3926	D3927	D3928




Thoracic support anchoring mechanism

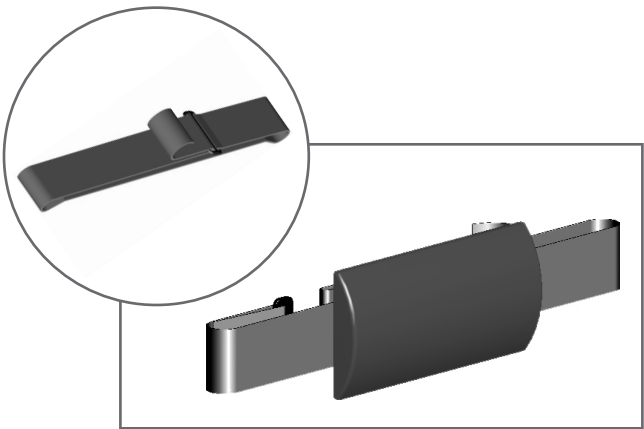
Product No.	Tube Diameter	
	in	cm
D3840	1 1/8	2,9
D3845	1	2.5

The thoracic support anchoring mechanisms install on most tube circumferences of backrest canes using the spacers included with the initial purchase of this item.

Anchoring mechanism spacers

Product No.	Tube diameter	
	in	cm
D3861	7/8	2,25
D3862	3/4	1.75






Lumbar strap

Product No.
D3865 Standard lumbar strap with cushion
D3866 Standard lumbar strap without cushion
D3867 Custom lumbar strap

The lumbar strap located across the bottom of the backrest canes allows for height adjustments and provides increased back support, which will compensate, when needed, for lordosis sensation or will favor an anterior pelvic tilt.



Tension Bar

Product No.	Description	
	Size	Wheelchair size:
D3897	12 in (31 cm)	12 in (31 cm) and 13 in (33 cm)
D3895	14 in (26 cm)	14 in (36 cm) and 15 in (38 cm)
D3900	16 in (41 cm)	16 in (41 cm) and 17 in (43 cm)
D3905	18 in (46 cm)	18 in (46 cm) and 19 in (48 cm)
D3910	20 in (51 cm)	20 in (51 cm) and 21 in (53 cm)
D3915	22 in (56 cm)	22 in (56 cm) and 23 in (59 cm)
D3916	23 in (59 cm)	23 in (59 cm) and 24 in (61 cm)

This mechanism is often needed when an adjustable tension fabric or a flexible contour is installed on the backrest.





Premium Backrest



The Premium backrest is the latest modular adjustable tension backrest of Physipro. Its bilateral and adjustable straps enable the personalisation of each backrest and offers a full length back support.

The 1 inch straps can be adjustable as often as necessary and maintain the desired tension because of their autolock buckles.

A zipper also offers the possibility to insert rapidly custom moulded shapes or some Sunmate foam-in-place.


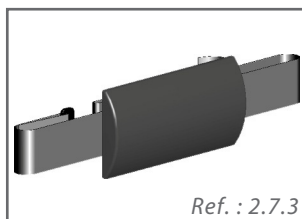
Other options available:

Insert of Stimulite honeycombs sheet and choices of foam.




2 - BACKRESTS

Premium Backrest



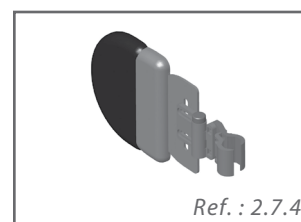
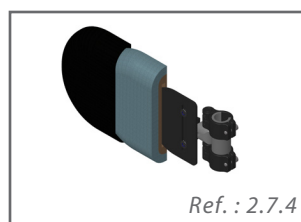
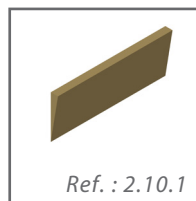
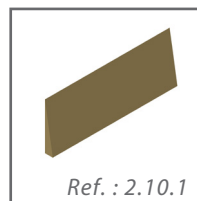

Some measurements must be transmitted via the purchase order: the backrest height as well as the desired dimension of the thoracic supports.

Product No.	Description
D5200	Standard Premium
D5440	Velcro Surface Premium
D5202	Customization of the foam cushion




Standard Premium

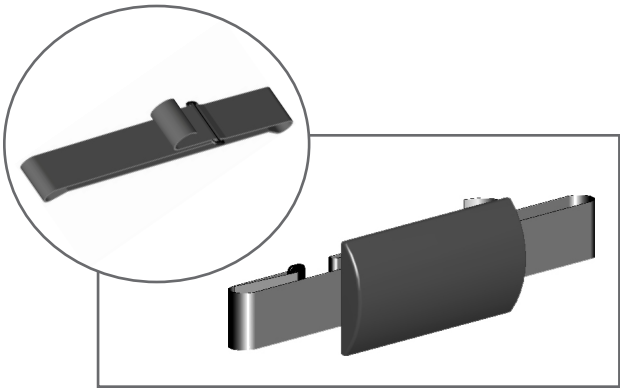
Shape components



Velcro Surface Premium



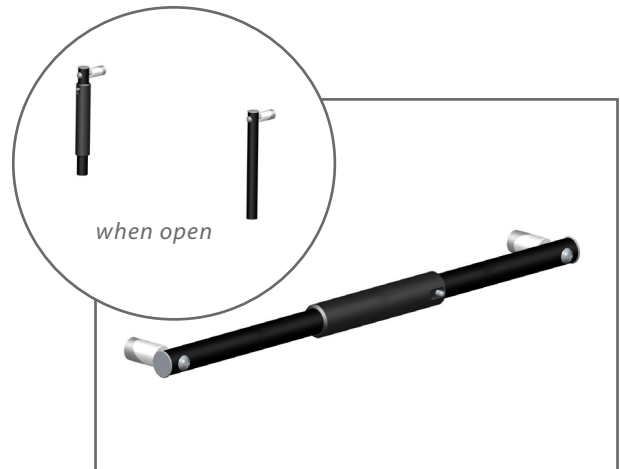
Please refer to the purchase order for the various specifications needed for the manufacturing.



Lumbar strap

Product No.
D3865 Standard lumbar strap with cushion
D3866 Standard lumbar strap without cushion
D3867 Custom lumbar strap

The lumbar strap is placed 2 in. (5 cm) at the bottom of the backrest canes, allowing an adjustment of 5 in. (13 cm) in height, providing increased back support to compensate, as necessary, for a lordosis effect or to maintain and anterior pelvic tilt.




Tension Bar

Product #	Description	
	Size	To use on a chair of :
D3895	14 in. (26 cm)	14 in. (36 cm) and 15 in. (38 cm)
D3900	16 in. (41 cm)	16 in. (41 cm) and 17 in. (43 cm)
D3905	18 in. (46 cm)	18 in. (46 cm) and 19 in. (48 cm)
D3910	20 in. (51 cm)	20 in. (51 cm) and 21 in. (53 cm)


This mechanism is often necessary for the installation on the backrest of an adjustable stretcher fabric or a flexible cover.

Cane cover



Product #
D4695 Cane covers with zipper (pair)
D4700 Cane covers without zipper (pair)

With back and front zipper, it allows installation of thoracic supports and to overcome a crossbar.



Foam

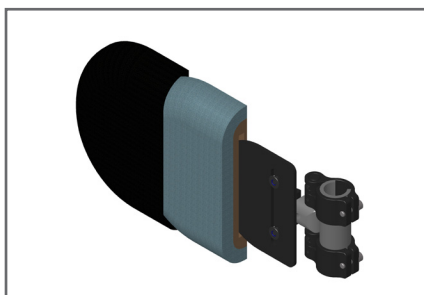
To maximize your comfort, different foams are available in various thickness : Neocor, Latex, Sunmate or « honeycombs » Stimulite sheet. See order form.



2 - BACKRESTS

Premium Backrest


Thoracic support choice



Adjustable thoracic support kit

Description	Extra Small	Small	Medium	Large
Kit	D3851	D3852	D3853	D3854
D3857	Custom Right thoracic support			
D3856	Custom Left thoracic support			

Made with aluminum 1/8", those thoracic supports are adjustable in height, width and angle. Customization is also available.

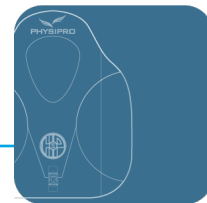


Swing-away thoracic support kit

Product No.	Description				
	Format	Height		Depth	
		in	cm	in	cm
Right thoracic support					
D5448D	extra small	6	15	4½	11.5
D5447D	small	7	18	4½	11.5
D5446D	medium	8	20	4½	11.5
D5445D	large	10	25.5	4½	11.5
Left thoracic support					
D5448G	extra small	6	15	4½	11.5
D5447G	small	7	18	4½	11.5
D5446G	medium	8	20	4½	11.5
D5445G	large	10	25.5	4½	11.5

Caution, these measurements includes cushioning.

Available in option, swing-away thoracic supports are adjustable in height, width and depth. Installed on one side or both, they are really useful for tranfers.




Thoracic support hardware

Thoracic support plate



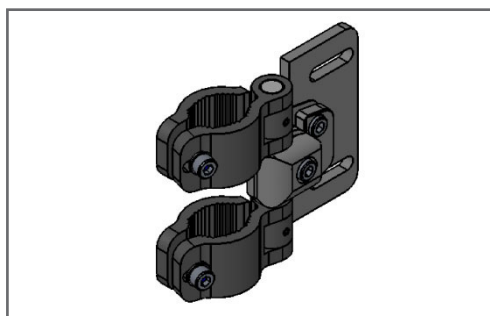
Product No.	Format	Description			
		Height		Depth	
		in	cm	in	cm
D3823	Extra small	4½	11.5	3½	9
D3825	Small	5	13	3½	9
D3830	Medium	6	15	3½	9
D3835	Large	8	20	3½	9

Thoracic support cushion and cover



Description	extra small	small	medium	large
cushion	D3884	D3885	D3886	D3887
cover	D3870	D3871	D3872	D3873


Frame mounting system for thoracic supports



Product No.	Tube Diameter	
	in.	cm
D3840	1 ⅞	2,9
D3845	1	2,5


The mounting system mechanisms of the thoracic supports can be installed on most of the circumferences of the backrest cane tubes with the help of spacers included in the purchase of the item. Please, indicate on the purchase order the tube diameter of the thoracic supports level.

Anchoring mechanism spacers



Product No.	Tube Diameter	
	in	cm
D3861	7/8	2,25
D3862	3/4	1,90

Swing-away thoracic support anchoring



Product No.	Description
D5245D	Right
D5245G	Left

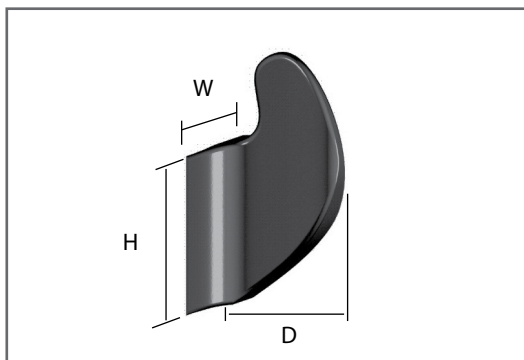
The mounting system mechanisms of the swing-away thoracic supports can be installed on most of the circumferences of the backrest cane tubes with their universal clamps.



2 - BACKRESTS

Premium Backrest

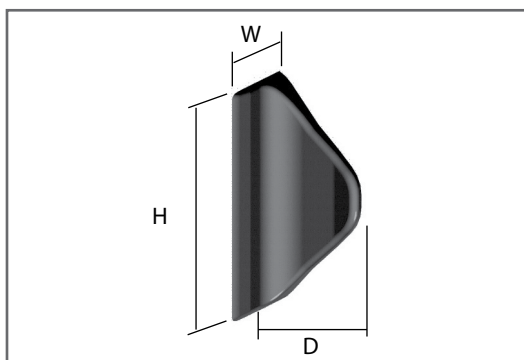
High thoracic support



This thoracic support is used with a low backrest and provides support at a maximum thoracic height.

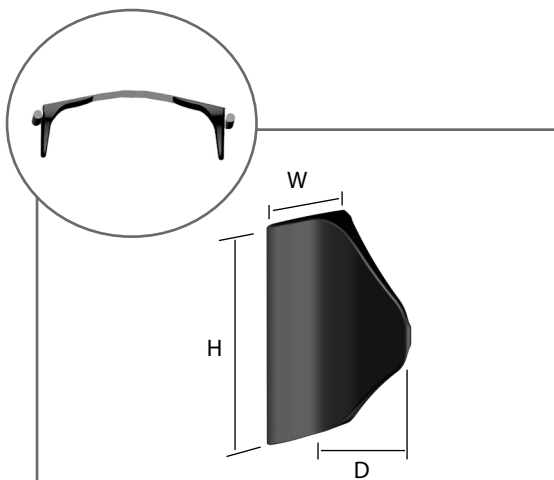
Product No.	Size	Description					
		Height		Width		Depth	
		in	cm	in	cm	in	cm
D3935	#1	5	12.5	9½	23.75	4½	11.25
D3940	#1	Replacement cover					
D3945	#2	5	12.5	12	32	5½	13.75
D3950	#2	Replacement cover					
D3955	#3	6	15	14½	36.25	6½	16.25
D3960	#3	Replacement cover					
D3965	#4	6	15	14½	36.25	7½	18.13
D3970	#4	Replacement cover					

Custom thoracic support



This posture aid is used to control lateral trunk movement and helps distribute pressure over a greater surface area.

Product No.	Size	Description					
		Height		Width		Depth	
		in	cm	in	cm	in	cm
D3975	#1	6	15	5 ½	14	14 ½	37
D3980	#1	Replacement cover					
D3985	#2	6	15	6 ½	16.5	14 ½	37
D3990	#2	Replacement cover					



Custom anti-sling thoracic support

Product No.	Size	Description					
		Height		Width		Depth	
		in	cm	in	cm	in	cm
D3995	#1	6	15	5 ½	14	14 ½	37
D4000	#1	Replacement cover					
D4005	#2	6	15	6 ½	16.5	14 ½	37
D4010	#2	Replacement cover					
D3996	Pediatric	4 ½	11,5	4 ½	11,5	11	27

2.7.6

This flexible modular posture aid is used with a thoracolumbar wedge to control trunk rotation.



Booster Cushion


Product No.	Size	Description			
		Width		Height	
		in	cm	in	cm
D4045	#1	12	30.5	16	40.6
D4050	#2	14	35.6	18	45.7

This urethane foam booster cushion attaches with Velcro fasteners and ensures the utmost comfort.

Choice of thoracic supports for use with swing-away mechanism


This posture aid is used for controlling lateral trunk movement and helps distribute pressure over a greater surface area. A vinyl cover is included.

Curved thoracic support




Product No.	Height	Depth
D3650	3" (7.5 cm)	4" (10 cm)
D3655	3" (7.5 cm)	5" (12.5 cm)
D3660	4" (10 cm)	4" (10 cm)
D3665	4" (10 cm)	5" (12.5 cm)
D3670	4" (10 cm)	6" (15 cm)
D3675	4" (10 cm)	7" (18 cm)
D3680	5" (12.5 cm)	5" (12.5 cm)
D3685	5" (12.5 cm)	6" (15 cm)
D3690	5" (12.5 cm)	7" (18 cm)

Straight thoracic support



Product No.	Height	Depth
D3695	3" (7.5 cm)	4" (10 cm)
D3700	3" (7.5 cm)	5" (12.5 cm)
D3705	4" (10 cm)	4" (10 cm)
D3710	4" (10 cm)	5" (12.5 cm)
D3715	4" (10 cm)	6" (15 cm)
D3720	4" (10 cm)	7" (18 cm)
D3725	5" (12.5 cm)	5" (12.5 cm)
D3730	5" (12.5 cm)	6" (15 cm)
D3735	5" (12.5 cm)	7" (18 cm)





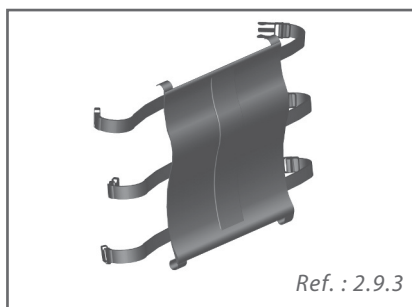
The Velcro fabric is a flexible backrest that allows for installation of thoracic supports. Made of Velcro foam, its width can be adjusted using a piece of Lycra sewn into the center. The thoracic supports are made of a comfortable dense foam. The Velcro fabric is used with a conventional wheelchair. It is also very convenient as an add-on backrest on geriatric wheelchairs.





2 - BACKRESTS

Velcro Fabric



Ref. : 2.9.3

Choose from a variety of thoracic support formats and shapes with different fabric sizes on the following pages.

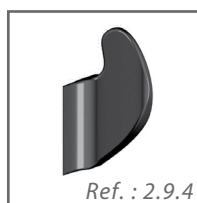
Shape components choice




Ref. : 2.9.5



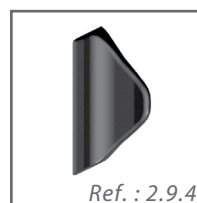
Ref. : 2.9.4



Ref. : 2.9.4



Ref. : 2.10.2



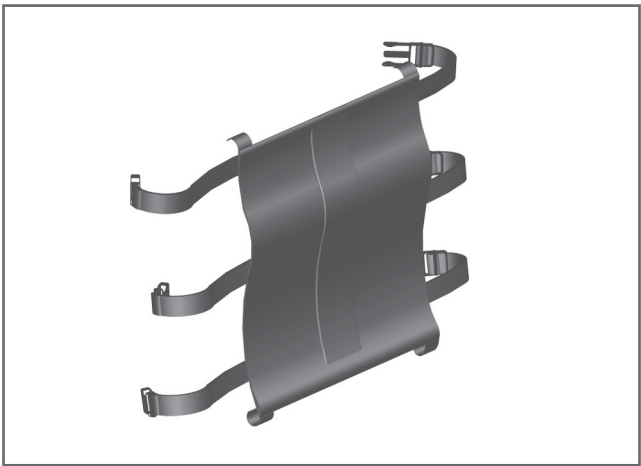
Ref. : 2.9.4





the velcro fabric is attached to the wheelchair canes with this add-on interface designed so the backrest can accommodate the shape components described on the following pages. The elastic band allows for a lateral adjustment of 2'' (5 cm). The fabric installs very easily on all types of wheelchairs.

Velcro fabric - wheelchair

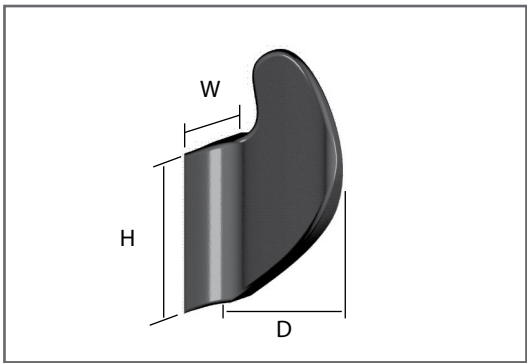


Product No.	Description						
	Size	Width		Height		Wheelchair - Depth	
		in	cm	in	cm	in	cm
D4060	#1	14	35	16	40	14-16	35-40
D4065	#2	16	40	16	40	16-18	40-45
D4070	#3	18	45	16	40	18-20	45-50



2 - BACKRESTS

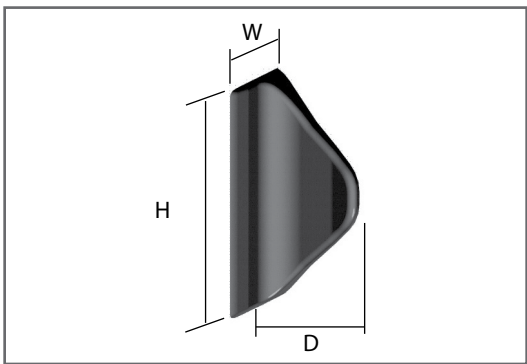
Velcro Fabric



This thoracic support is used with a low backrest and provides support at a maximum thoracic height.

High thoracic support

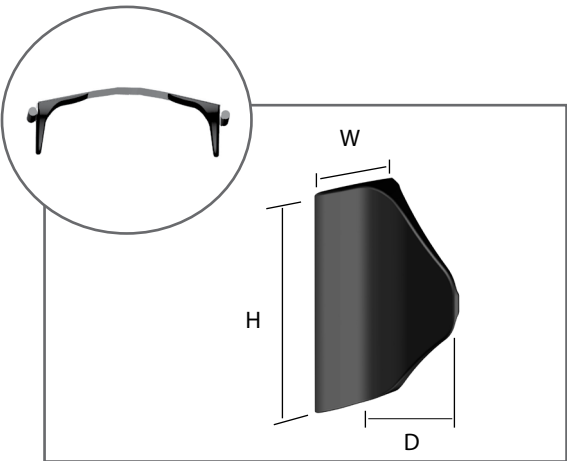
Product No.	Size	Height		Width		Depth	
		in	cm	in	cm	in	cm
D3935	#1	5	12.5	9½	23.75	4½	11.25
D3940	#1	Replacement cover					
D3945	#2	5	12.5	12	32	5½	13.75
D3950	#2	Replacement cover					
D3955	#3	6	15	14½	36.25	6½	16.25
D3960	#3	Replacement cover					
D3965	#4	6	15	14½	36.25	7½	18.13
D3970	#4	Replacement cover					



This posture aid is used to control lateral trunk movement and helps distribute pressure over a greater surface area.

Custom thoracic support

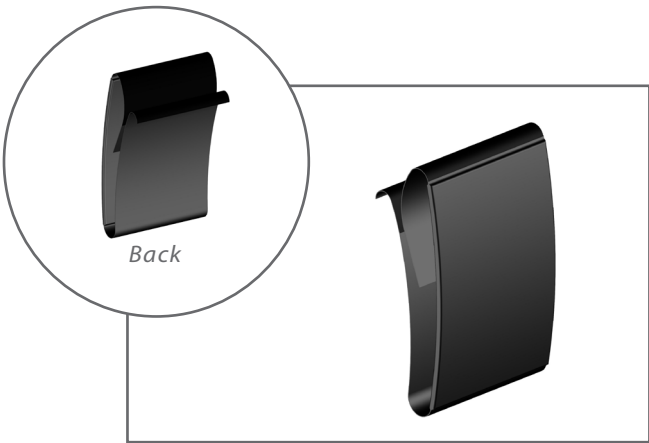
Product No.	Description						
	Size	Height		Width		Depth	
		in	cm	in	cm	in	cm
D3975	#1	6	15	5 ½	14	14 ½	37
D3980	#1	Replacement cover					
D3985	#2	6	15	6 ½	16.5	14 ½	37
D3990	#2	Replacement cover					



This flexible modular posture aid is used with a thoracolumbar wedge to control trunk rotation.

Custom anti-sling thoracic support

Product No.	Description						
	Size	Height		Width		Depth	
		in	cm	in	cm	in	cm
D3995	#1	6	15	5 ½	14	14 ½	37
D4000	#1	Replacement cover					
D4005	#2	6	15	6 ½	16.5	14 ½	37
D4010	#2	Replacement cover					
D3996	Pediatric	4 ½	11,5	4 ½	11,5	11	27



This urethane foam booster cushion attaches with Velcro fasteners and ensures the utmost comfort.

Booster Cushion

Product No.	Description				
	Size	Width		High	
		in	cm	in	cm
D4045	#1	12	30.5	16	40.6
D4050	#2	14	35.6	18	45.7



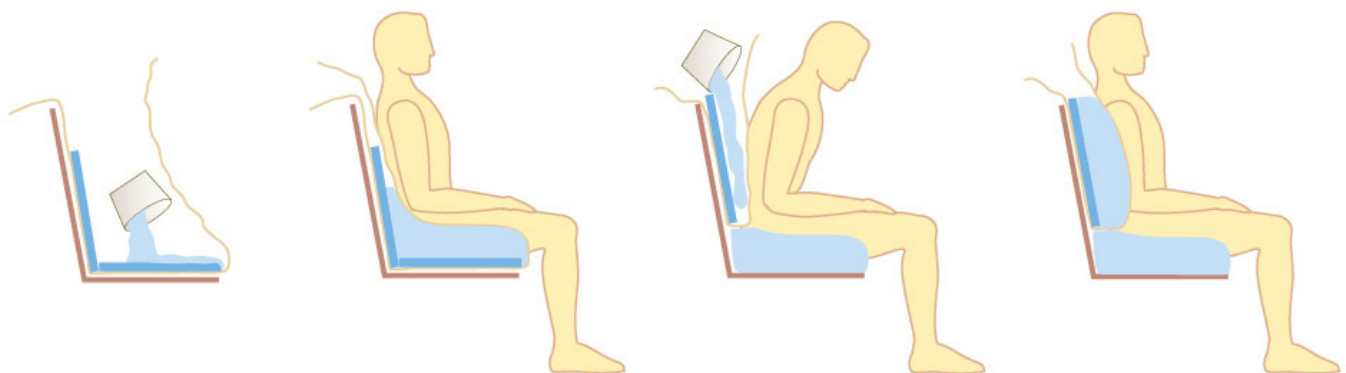


The Molded Backrest Cushion is made from a negative plaster imprint that must be sent to our workshop. A Physipro professional can take an on-site imprint using a molding device and our simulator.

You also have the choice of creating a molded seat cushion yourself using a Sunmate odorless soft or medium foam catalyst and resin kit. For a demonstration, a Physipro technician would be pleased to meet with you at your convenience.

The seat cover can then be made by our seamstress /patternmakers.

These molded cushions come with a waterproof nylon and Lycra cover and an additional polyurethane latex-free incontinence cover for the seat/backrest. Vinyl waterproofing is also available.



1 To make a FIPS total insert, place the molding bag, with base cushions inserted, in the chair. The FIPS ingredients are mixed and poured into the molding bag. The client is then quickly transferred onto the bag, and is held in position during the foaming process (about 5 minutes).

2 The liquid mixture quickly rises around the contours of the body and sets into a solid cushion in a matter of minutes. The custom-molded seat cushion is then removed, trimmed and placed back in the chair before molding the back cushion.

3 A new molding bag, with base cushion inserted, is placed behind the client, who has been repositioned in the chair. The client leans forward while the technician pours the second FIPS mixture into the bag.



4 The client then leans back against the bag and is held in position during the foaming process. After about 5 minutes, the custom-molded back cushion is ready to be removed, trimmed, glued to the seat insert and finished.



2 - BACKRESTS

Molded Backrest Cushion

Molded Cushion - Urethane (Neocor)



You may order a 20-litre catalyst and resin kit. See leaflet 10.1.4 to make your own mold or choose from among the many services we offer:

A. Clinical services

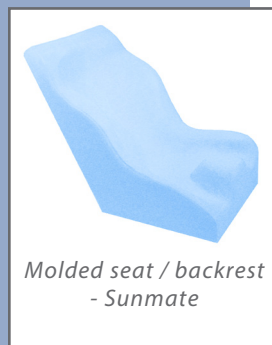

- Including:
- 1- Taking an imprint - done by a Physipro clinician;
 - 2- Preparing, modifying and finishing the negative plaster;
 - 3- Injecting foam into the mold;
 - 4- Trial with the client - done by the clinician;
 - 5- Custom designing of the cover and incontinence cover;
 - 6- Delivery by the clinician.

B. Workshop finished

- Including:
- 1- Preparing, modifying and finishing the negative plaster;
 - 2- Injecting foam into the mold.

C. Injecting foam into the mold only

Product No.			Description
Choice of services			
A	B	C	
D4075	D4080	D4085	Molded backrest cushion - Urethane
D4090	D4095	D4100	Molded seat / backrest cushion - Urethane
Cover			
D4105			Molded backrest cushion cover
D4110			Molded seat / backrest cushion cover
Incontinence cover			
D4115			Molded backrest incontinence cover
D4120			Molded seat / backrest incontinence cover
Silicone waterproofing			
D4210			Silicone waterproofing - Molded backrest
D4125			Silicone waterproofing - Molded seat/backrest



Molded Backrest Cushion - Sunmate

You may take the foam imprint yourself by ordering:

A- a catalyst and resin kit

If desired, you may choose the following workshop services:

B -

- 1- foam imprint finishing;
- 2- custom designing of a cover and waterproofing.

Or you may choose the following all-inclusive clinical services:

C -

- 1- Preparing, modifying and finishing the foam imprint;
- 2- Trial with the client - done by the clinician;
- 3- Custom designing the cover and waterproofing.
- 4- Delivery by the clinician.

Incorporate the resin directly in a backrest contour or in a backrest Pro-Lite.



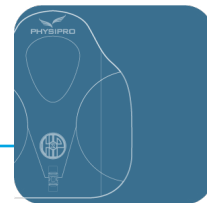


2 - BACKRESTS

Molded Backrest Cushion

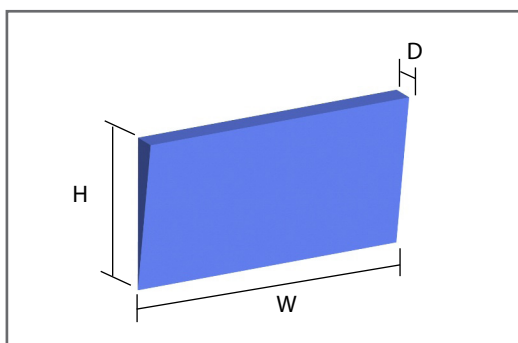
Molded Backrest Cushion - Sunmate

Choice of service Product N °			Description
A	B	C	
SBLP-XS	n/a	n/a	Starter kit and accessories - sunmate extra-soft
SBLP-S	n/a	n/a	Starter kit and accessories - sunmate soft
SBLP-M	n/a	n/a	Starter kit and accessories - sunmate medium
BLP-1U-XS	SD1000	SD1075	Bowl pack, 1 unit - sunmate extra-soft
BLP-1.5U-XS	SD1005	SD1080	Bowl pack, 1½ unit - sunmate extra-soft
BLP-1U-S	SD1010	SD1085	Bowl pack, 1 unit - sunmate soft
BLP-1.5U-S	SD1015	SD1090	Bowl pack, 1½ unit - sunmate soft
BLP-1U-M	SD1020	SD1095	Bowl pack, 1 unit - sunmate medium
BLP-1.5U-M	SD1025	SD1100	Bowl pack, 1½ unit - sunmate medium
BP-0.5U-XS	SD1030	SD1105	½ unit - catalyst and resin kit - sunmate extra-soft
BP-1U-XS	SD1035	SD1110	1 unit - catalyst and resin kit - sunmate extra-soft
BP-1.5U-XS	SD1040	SD1115	1½ unit - catalyst and resin kit - sunmate extra-soft
BP-0.5U-S	SD1045	SD1120	½ unit - catalyst and resin kit - sunmate soft
BP-1U-S	SD1050	SD1125	1 unit - catalyst and resin kit - sunmate soft
BP-1.5U-S	SD1055	SD1130	1½ unit - catalyst and resin kit - sunmate soft
BP-0.5U-M	SD1060	SD1135	½ unit - catalyst and resin kit - sunmate medium
BP-1U-M	SD1065	SD1140	1 unit - catalyst and resin kit - sunmate medium
BP-1.5U-M	SD1070	SD1145	1½ unit - catalyst and resin kit - sunmate medium
D4190			Molded backrest cushion cover
D4195			Molded seat/backrest cushion cover
D4210			Silicone waterproofing - backrest
D4125			Silicone waterproofing - seat/backrest



Choice of wedge

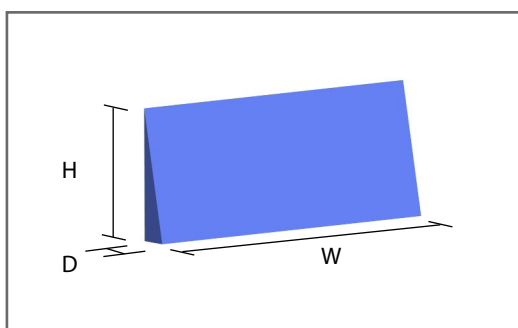
This component is installed in different places depending on the requirements for the correction of poor posture. Urethane (Neocor) foam components attach with Velcro and constructor foam components are laminated.



Thoracic Wedge

Product No.	Description
D3380	Constructor foam
D3385	Urethane (Neocor)

Installed across the top of the backrest, this wedge compensates by filling in the gap caused by a kyphotic condition.



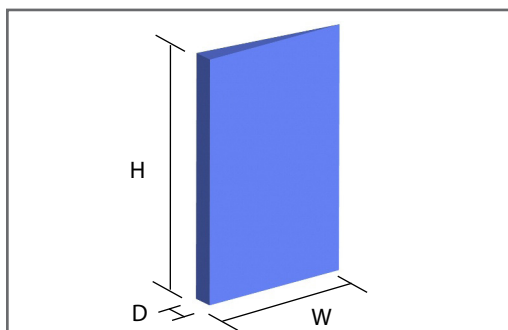
Lumbar Wedge

Product No.	Description
D3400	Constructor foam
D3405	Urethane (Neocor)

Installed across the bottom of the backrest, this wedge increases the weight bearing surface and compensates for a backward pelvic tilt that creates a gap in the lumbar region.

Standard Formats :

	Width				Depth				Height			
in	16	18	20	¾	1	1 ½	2	5	6	7	8	9
cm	40.6	45.7	50	2	2.5	3.75	5	12.5	15	18	20	23



Thoracolumbar Wedge

Product No.	Description
D3390	Constructor foam
D3395	Urethane (Neocor)

Installed down one side of the backrest, this wedge compensates for or corrects different degrees of trunk rotation. Used bilaterally, it increases the support surface area, maximizing the user's comfort.

Standard Formats :

	Width					Depth				Height		
in	5	6	7	8	9	¾	1	1 ½	2	16	18	20
cm	12.5	15	18	20	23	2	2.5	3.75	5	40.6	45.7	50



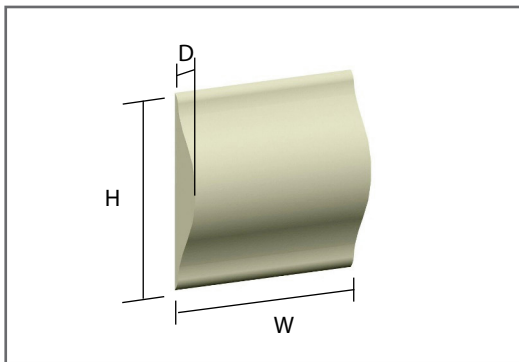
2 - BACKRESTS

Shape Components

Choice of wedge

This posture aid to correct a pelvic tilt is placed at 2 inches (5 cm) across the bottom of the backrest, providing increased back support to compensate for lordosis or maintain an anterior pelvic tilt. Urethane (Neocor) foam components attach with Velcro and constructor foam components are laminated.

Sacrolumbar corrector

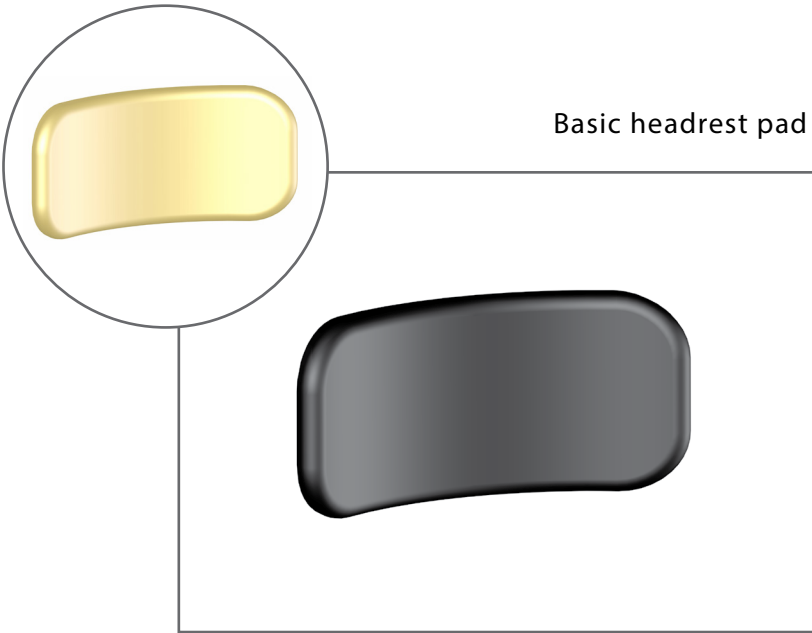


Product No.	Description						
	Size	Width		Depth		Height	
		in	cm	in	cm	in	cm
Sacrolumbar corrector : Urethane (Neocor)							
D3410	#1	9½	24	1	2.5	10	25
D3415	#2	9½	24	1½	4	11	28
D3420	#3	9½	24	2	5	12	30
Sacrolumbar corrector : Constructor foam							
D3425	#1	9½	24	1	2.5	10	25
D3430	#2	9½	24	1½	4	11	28
D3435	#3	9½	24	2	5	12	30



Choice of headrest pads

Made of aerolite and urethane, the basic headrest pad provides the desired level of comfort owing to its wide contact surface area. The metal frame allows for contour adjustments. A waterproof neoprene cover is included.




Product No.	Format	Interior width		Height	
		In	cm	in	cm
Headrest pad					
AT5000	1	7	18	4	10
AT5005	2	8	20.5	5	12.5
AT5010	3	9	23	6	15
Replacement cover					
AT5015	1	Waterproof neoprene cover - Small			
AT5020	2	Waterproof neoprene cover - Medium			
AT5025	3	Waterproof neoprene cover - Large			
AT5056	Custom basic headrest				



3 - ACCESSORIES

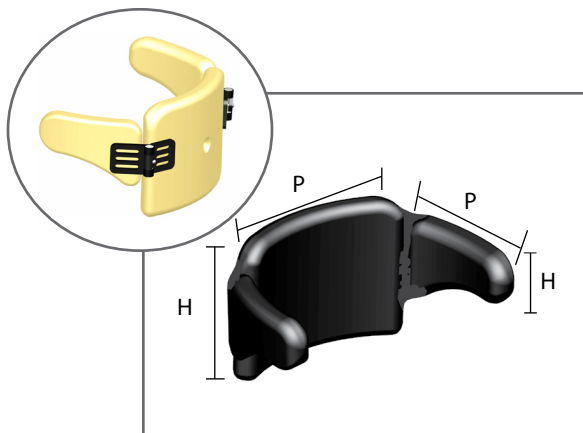
Headrest



Combination head/neck support pad

Product No.	Format	Interior width		Height	
		in	cm	in	cm
AT5030	#1	6	15.5	4	10
AT5035	#2	7	18	5	12.5
AT5040	#3	8	20.5	6	15
AT5041	#4	Customization			
Replacement cover					
AT5045	#1	Waterproof neoprene cover			
AT5050	#2	Waterproof neoprene cover			
AT5055	#3	Waterproof neoprene cover			

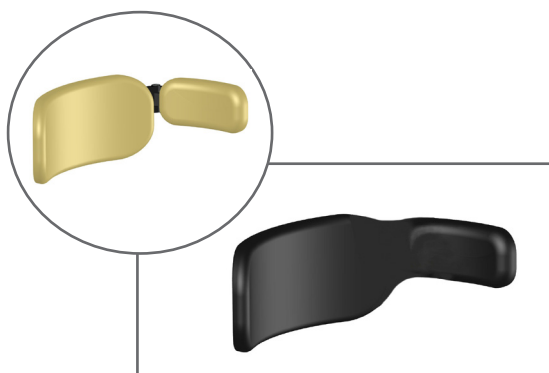
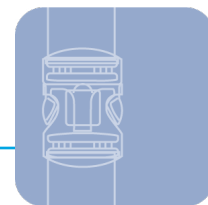
Made of Plastazote, urethane and Sunmate placed over thermoformed plastic, this combination head/neck support pad is extended and has an occipital shape that provides continuous support for the nape of the neck.



Adjustable lateral control headrest pad

Product no.	Format	Exterior width		Height		Exterior height		Exterior depth	
		in	cm	in	cm	in	cm	in	cm
Headrests						Adjustable lateral control			
AT5060	#1	5¼	13	4 5/8	12	3½	8	5	13
AT5070	#3	6½	17	6½	17	4	10	6	15
AT5071	Customization								
Replacement cover									
AT5075	#1	Waterproof neoprene cover							
AT5085	#3	Waterproof neoprene cover							

This adjustable system provides additional contact in the temporal region for more adequate head positioning when there is lateral flexion, thereby reducing increased overall postural imbalance.



This adjustable system provides additional contact in the temporal region for more adequate head positioning when there is lateral flexion, thereby reducing increased overall postural imbalance.

Adjustable lateral control - dimensions

Product no.	Format	Exterior height		Exterior depth	
		in	cm	in	cm
Adjustable lateral control with cover					
AT5325	#1	2	5	4	10
AT5330	#2 et #3	2½	6	5½	14
Replacement neoprene cover					
AT5319	#1	2	5	4	10
AT5320	#2 et #3	2½	6	5½	14



This headband comes with a Velcro fastener for attaching to different types of headrests. The cover is made of Lycra with a non-slip fabric interior. When ordering a headband with cover, please indicate whether you need a Velcro fastener on the headrest pad cover.

Adjustable lateral control headrest pad - Simple

Product No.	Format	Interior width		Height	
		in	cm	in	cm
Right					
AT5260	#1	6	15	4	10
AT5265	#2	7	18	5	13
AT5270	#3	8	20	6	15
Left					
AT5275	#1	6	15	4	10
AT5280	#2	7	18	5	13
AT5285	#3	8	20	6	15
Double (right and left)					
AT5290	#1	6	15	4	10
AT5295	#2	7	18	5	13
AT5300	#3	8	20	6	15
Custom					
AT5301	Specify measurements when ordering				
Replacement cover					
Headrest					
AT5305	#1	Waterproof Neoprene cover			
AT5310	#2	Waterproof Neoprene cover			
AT5315	#3	Waterproof Neoprene cover			

Headband

Product No.	Description
AT5090	14 in (36 cm) Neoprene headband
AT5095	16 in (41 cm) Neoprene headband
AT5100	18 in (46 cm) Neoprene headband
AT5105	20 in (51 cm) Neoprene headband
AT5106	22 in (56 cm) Neoprene headband





Headrest Support - Symbio

This new headrest support made of aluminum is lightweight and secure and can be adjusted to many different positions. The headrest can be adjusted downward without leaving an extension piece that can often cause an injury during wheelchair handling.

N° de produit		Description
AT5450		Symbio headrest support - Adult
AT5455		Symbio headrest support - Pediatric





3 - ACCESSORIES

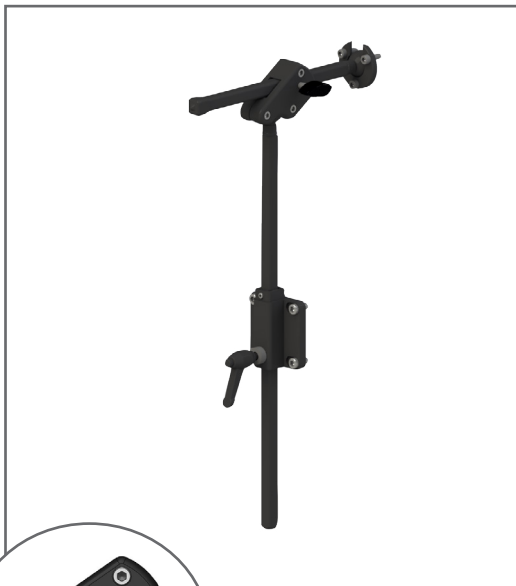
Headrest Supports

Choice of headrest supports

These mechanisms made of aluminum allows for multiple headrest height/angle adjustments, and a "T" locking handle allows for quick depth adjustment.

In addition to the adjustment options above, the offset model allows you to lengthen or shorten the reach of the horizontal bar.

Multiadjustable straight headrest support - Aluminum



Product No.

AT5115

Multiadjustable offset headrest support - Aluminum



Product No.

AT5120



Choice of headrest supports

These conventional mechanisms made of steel have a simple structure and are height and depth adjustable. The ball joint mounting system allows for multiple positioning of the headrest. In addition to the adjustment options above, the offset model allows you to lengthen or shorten the reach of the horizontal bar.

Straight headrest support - Steel



Product No.

AT5125

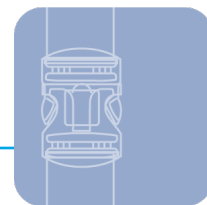
Offset headrest support - Steel



Product No.

AT5130

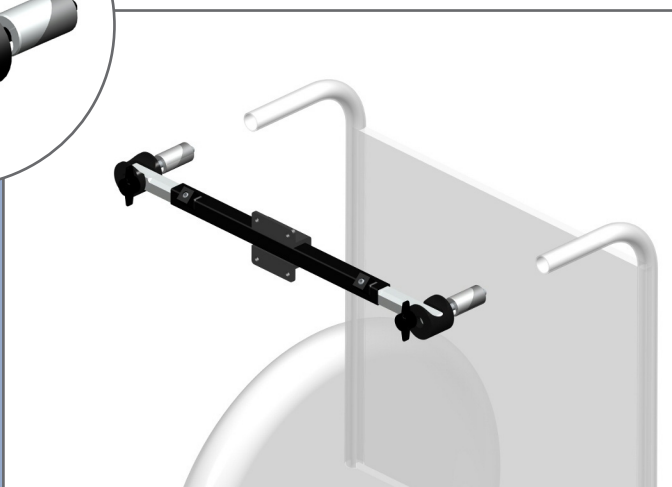
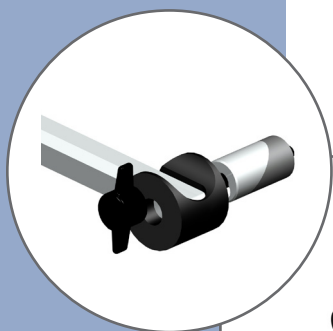




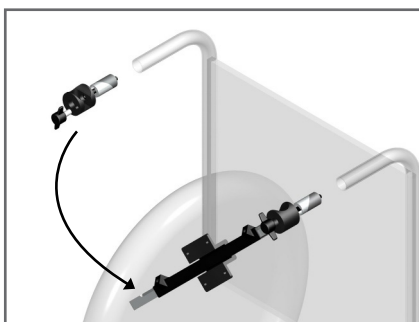
Internal headrest support mounting fixture

This swing-away and retractable system provides greater firmness for flexible backrests by maintaining the backrest canes in their original position. The fixture is installed in the tubes of the backrest handles.

Adjustment range from 13 in (33 cm) to 20 in (51 cm).



Product No.	Diameter	
	in	cm
AT5140	3/4	1.9
AT5145	13/16	2
AT5150	7/8	2.2
AT5155	1	2.5



Swing-away mechanism



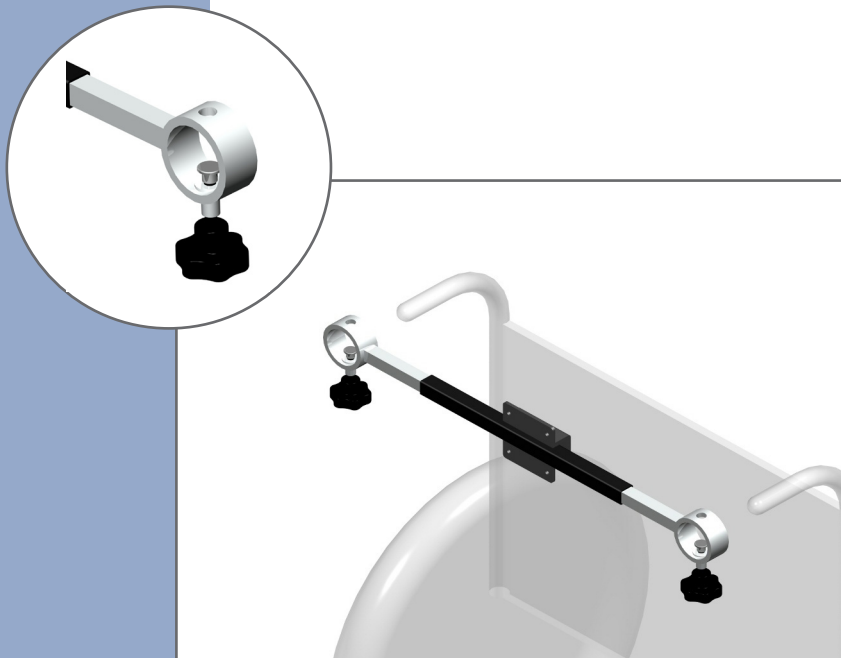
3 - ACCESSORIES

Headrest support mounting fixture

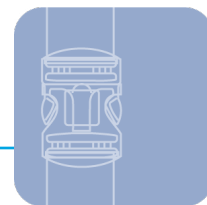
External headrest support mounting fixture

Installation and adjustments are simple with this easily retractable system used for mounting a headrest support on a flexible backrest, allowing the backrest canes to maintain their original position.

Adjustment range from 13 in (32.5 cm) to 18 in (45.7 cm).



Product No.
AT5135

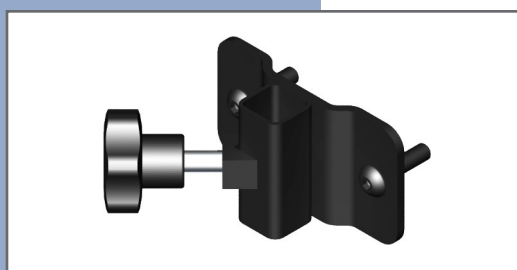


Headrest support fixture - Multiadjustable

**Product No.**


AT5160

Headrest support fixture - Straight and offset

**Product No.**

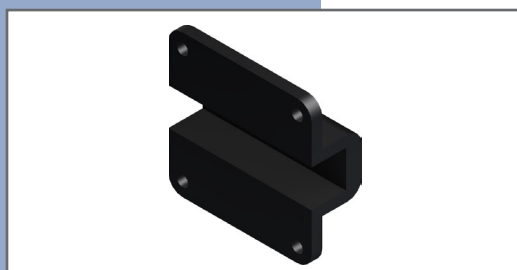
AT5165

Headrest support fixture - Multi-Axis

**Product No.**

AT5170

Adapter

**Product No.**


AT5175

This part is installed on the headrest support mounting fixtures and is suitable for all models.



3 - ACCESSORIES

Headrest support Hardware



Lateral hinge fitting for headrest support mechanism - Multi-Axis

Product No.

AT5180



Joint for headrest support mechanism - Multi-Axis

Product No.

AT5185



Depth adjustment hinge fitting for headrest support mechanism - Multi-Axis

Product No.

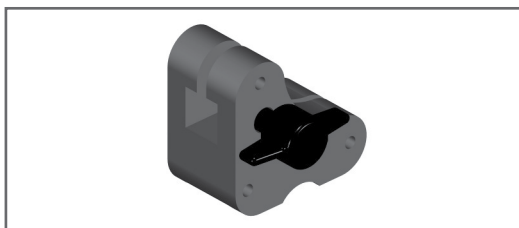
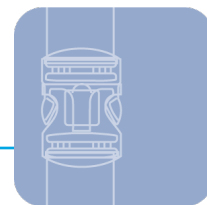
AT5190



Vertical adjustment bar - Multi-Axis

Product No.

AT5200



Headrest support mechanism -
Multiadjustable

Product No.


AT5205



Headrest anchoring ring

Product No.


AT5210



Ball joint adapter

Product No.

AT5215



Ball joint adapter with plate

Product No.

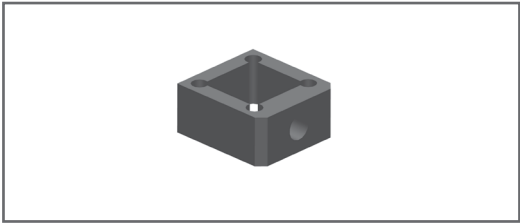
AT5220



3 - ACCESSORIES


Headrest support Hardware

Locking ring for headrest support




Product No.	Description
AT5225	For steel support
AT5230	For aluminum support

Lateral control headrest hinge

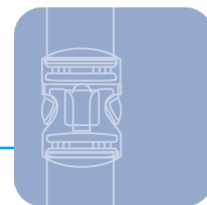


Product No.
AT5235

Horizontal adjustment bar for headrest support




Product No.	Description
Aluminum	
AT5240	Regular 8½ po (22 cm)
AT5245	Long 16 po (41 cm)
Steel	
AT5250	Regular 9 po (23 cm)
AT5255	Long 16½ (42 cm)



Lap Tray

The lap tray/utility tray is made of transparent polycarbonate (Lexan) and provides support for the upper limbs and torso. The slide mount attaches to the armrest fittings. A standard format is shown on the following page. If you prefer, a lap tray can be made to your specifications.



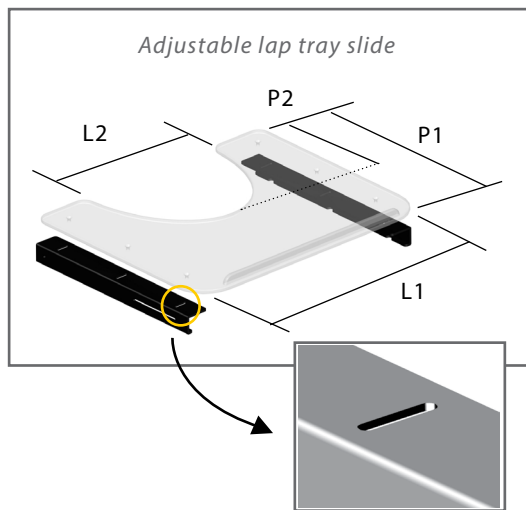
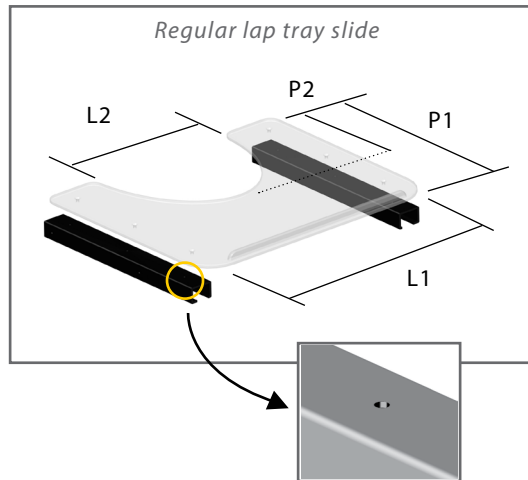


3 - ACCESSORIES

Lap Tray

Lap tray options

When ordering, please indicate the required measurements if the standard lap tray is not suitable. Use the order form at the back of the catalogue.



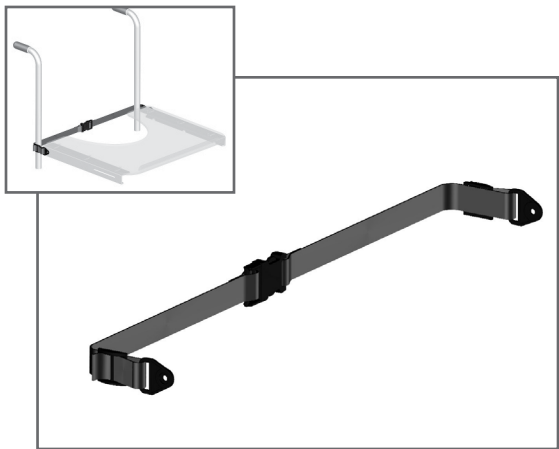
Standard lap tray

Product No.	Description	
	in	cm
Standard lap tray with regular lap tray slides		
TA6000	3⁄8	0,9
TA6005	1⁄4	0,6
Standard lap tray with adjustable lap tray slides		
TA6010	3⁄8	0,9
TA6015	1⁄4	0,6
TA6215	Front lap tray edge	
TA6220	Blocking bracket	
Customized Lap Tray with regular lap tray slide		
TA6330	3⁄8	0,9
TA6335	1⁄4	0,6
Customized Lap Tray with adjustable lap tray slide		
TA6340	3⁄8	0,9
TA6345	1⁄4	0,6

STANDARD lap tray measurements		
	in	cm
Width 1 (W1)	24	61
Width 2 (W2)	14	36
Depth 1 (D1)	20	51
Depth 2 (D2)	10	25

Holding Bracket

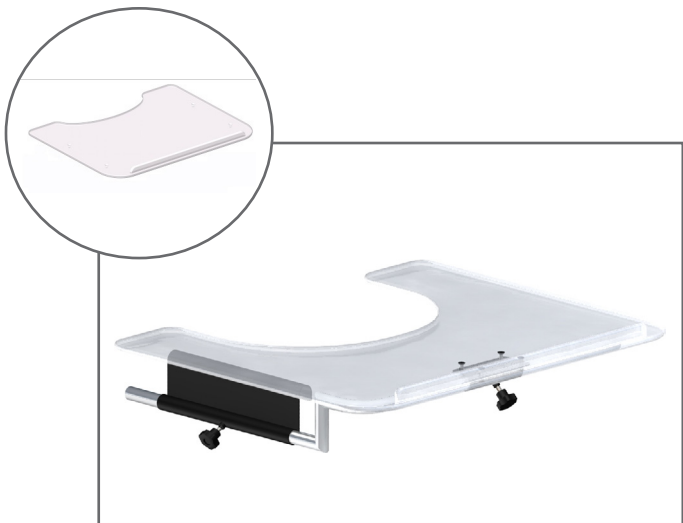
Product No.	Description
TA6260	Holding Bracket



Lap tray strap

Product No.
TA6020

Single strap adjusts with a rear plastic fastener.



Swing-away lap tray

Product No.	Description					
	High		Width		Depth	
	in	cm	in	cm	in	cm
Right						
TA6025	24	61	¼	0.6	20	51
TA6026	Custom					
Left						
TA6030	24	61	¼	0.6	20	51
TA6031	Custom					
Lexan lap tray						
TA6132	To order only the lap tray					
TA6215	Front lap tray edge					
TA6220	Blocking bracket					

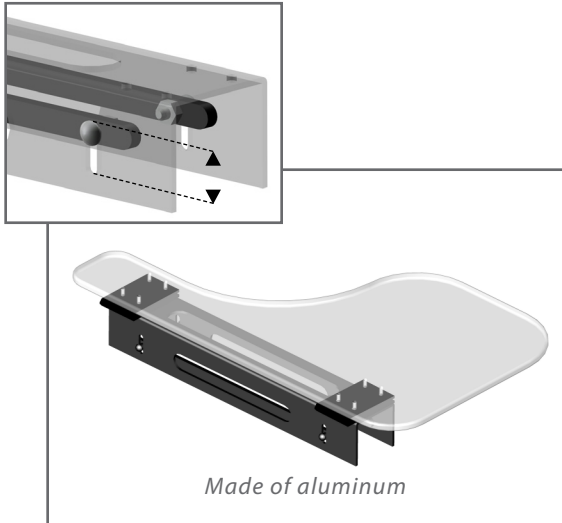
This retractable swing-away lap tray is made of transparent plastic and can swing out of the way to the left or right for full clearance at the front of the wheelchair to facilitate transfers.



3 - ACCESSORIES

Lap Tray

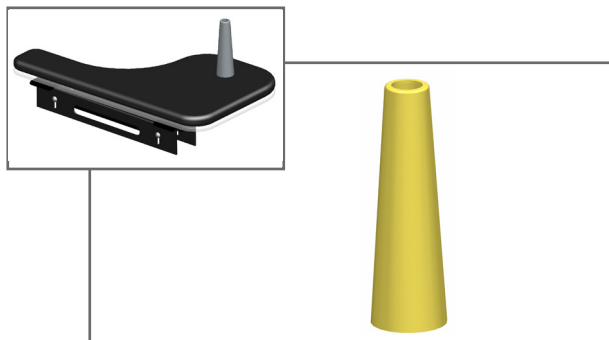
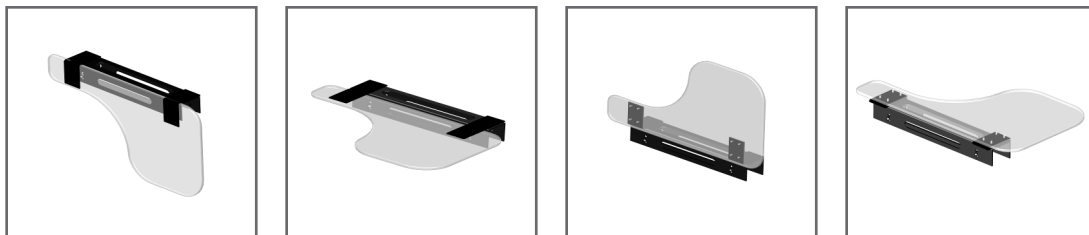
Additional armrest adjustment



Swing-away half tray

Product No.	Description					
	Depth		Width		Height	
	in.	cm	in.	cm	in.	cm
Right						
TA6035	12	30	¼	0.6	20	51
TA6036	Custom					
Left						
TA6040	12	30	¼	0.6	20	51
TA6041	Custom					
Lexan lap tray						
TA6037	Lexan swing-away lap tray - right					
TA6038	Lexan swing-away lap tray - Left					

Made of transparent plastic, this half tray swings out of the way to the left or right. Practical during transfers. Mounted on an aluminum slide rail for adjustment on most armrest fittings. This tray is particularly convenient for hemiplegics by providing adequate support for the paralyzed limb.



Hand support

Product No.	Description
TA6045	Hand support

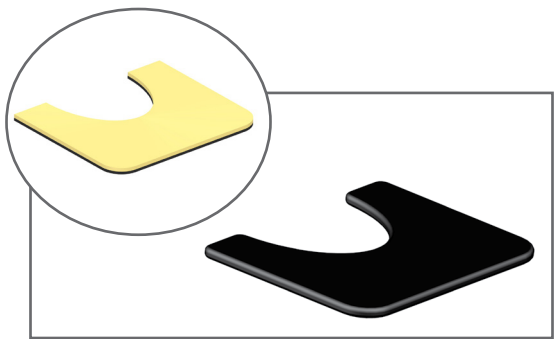
This orthosis is used to keep the hand open to prevent it from closing into a fist. When ordering, please indicate where to place the orthosis on the lap tray or half tray surface.

Installation:

Install the lap tray or half tray on the wheelchair. With the client present, position the hand support on the lap tray or half tray surface. Perforate the cushion and cover using a 3/8" punch. Drill a 1/4" hole in the Lexan in the same location. Use the hardware to assemble the hand support on the lap tray or half tray.

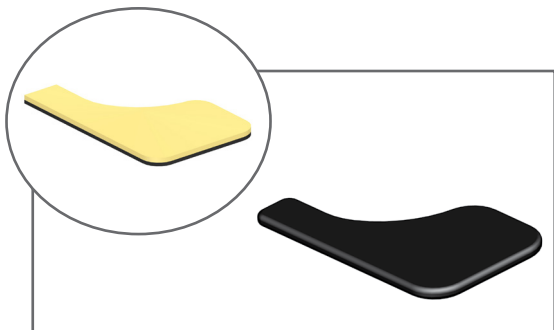


Made of Aerolite and Urethane (Neocor), the lap tray cushions have a vinyl cover and are screwed onto the surface or attached using self-adhesive Velcro.



Lap tray cushion

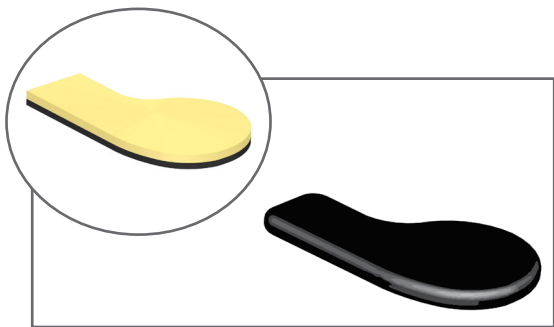
Product No.	Description
TA6050	Cushion
TA6055	Replacement cover



Half tray cushion

Product No.	Description
Left	
TA6060	Half tray Cushion - Left
TA6061	Replacement cover for half tray cushion left
Right	
TA6065	Half tray Cushion - Right
TA6066	Replacement cover for half tray cushion right

The half tray cushion is often used to support the hemiplegic user's paralyzed upper limb.



Elbow cushion

Product No.	Description
Cushion	
TA6070	Cushion - left elbow
TA6075	Cushion - right elbow
TA6080	Contoured interior lap tray cushion
TA6085	Neoprene cushion - left elbow
TA6090	Neoprene cushion - right elbow
Replacement cover	
TA6095	Cushion - left elbow
TA6100	Cushion - right elbow
TA6105	Contoured interior lap tray cushion
TA6110	Neoprene cushion - left elbow
TA6115	Neoprene cushion - right elbow

The elbow cushion can be installed on all lap tray or half tray models to provide comfort for the upper limb.



3 - ACCESSORIES


Lap Tray Mounting System

Lap tray and half tray mounting hardware



Bracket fixture

Product No.
TA6125




Offset bracket

Product No.
Right
TA6130
Left
TA6131



Offset bracket fixture

Product No.
TA6135




Swing-away hinge for half tray

Product No.
TA6140



Slide options



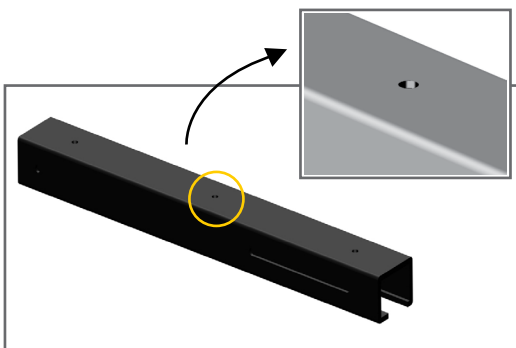
Adjustable half tray slide - Aluminum

Product No.

TA6145

This half tray slide includes two adjustment plates to connect easily to a variety of armrest fittings.

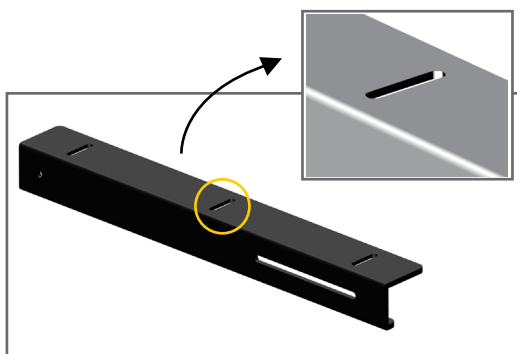
A bracket slides into the horizontal side slot for depth adjustment of the lap tray opening. The adjustable lap tray slide also allows for lateral adjustment.



Regular lap tray slide

Product No.

TA6150

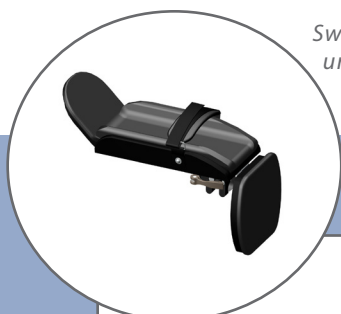
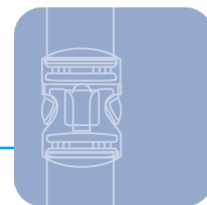


Adjustable lap tray slide


Product No.

TA6155





*Swing-away section
underneath hand.*



Contoured Arm Support

Contoured Arm Support (Abs and cushion included)


Made of plastic and covered with dispersion foam and Neoprene, this trough support provides unequalled protection and comfort for the impaired upper limb.

The anchoring mechanism allows for lateral/oblique positioning in one continuous motion.

In addition, there is a swing-away section underneath the hand allowing for table access.

Product No.	Format	Description									
		Forearm length		Width		Height		Hand width		Hand length	
		cm	in	cm	in	cm	in	cm	in	cm	in
TA6160	Small	20	8	10	4	5	2	15	6	16,5	6½
TA6176	Small with pebble gel pad	20	8	10	4	5	2	15	6	16,5	6½
TA6161	Medium	29	11½	10	4	5	2	15	6	16,5	6½
TA6177	Medium with pebble gel pad	29	11½	10	4	5	2	15	6	16,5	6½
TA6162	Large	35,5	14	10	4	5	2	15	6	16,5	6½
TA6178	Large with pebble gel pad	35,5	14	10	4	5	2	15	6	16,5	6½
TA6163	Custom	Please indicate the required measurements.									
TA6183	Custom with pebble gel pad	Please indicate the required measurements.									

Cushion set for Arm Support

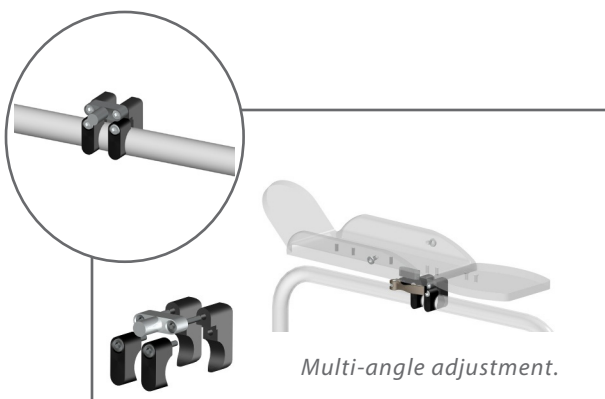


Product No.	Fomat	Description
TA6165	Small	Neoprene cushion
TA6166	Medium	Neoprene cushion
TA6167	Large	Neoprene cushion
TA6168	Custom	Neoprene cushion



3 - ACCESSORIES

Upper Limb Trough Support

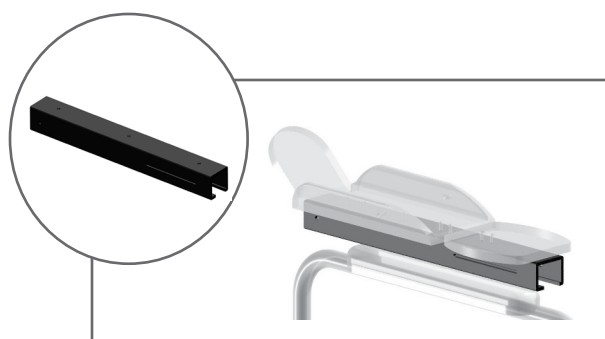


Anchoring choice

Anchoring mechanism for trough support

Product N°

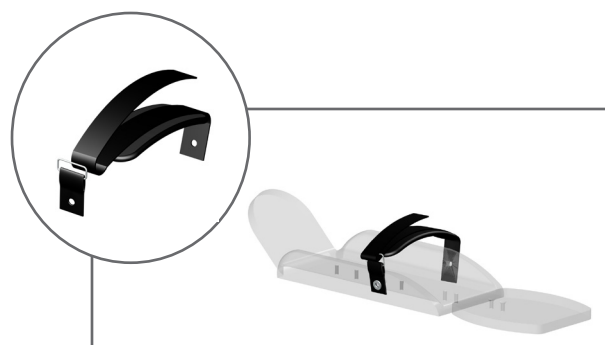
TA6180



Anchoring on lap tray slide

Product N°

TA6150




Options

Velcro attachment for trough support

Product N°

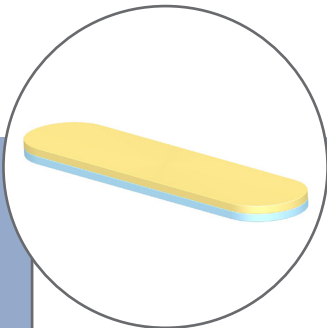
TA6175



Swing-away mechanism for trough support

N° de produit

TA6182



Standard



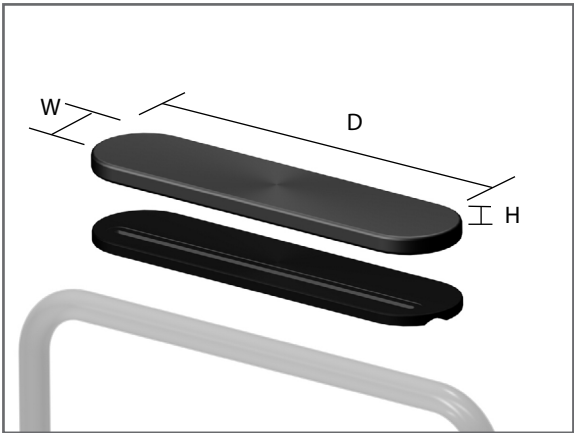
Armrests and cushions - Standard and custom

Armrests come with a waterproof nylon and Lycra cover.

When ordering a custom armrest, please indicate the required measurements. See below.

Product No.	Description		
	Width	Depth	Thickness
Armrests and cushions - Standard			
TA6185	2 3/8 in (5.8 cm)	14½ in (36.8 cm)	1 5/8 in (2.95 cm)
Replacement cover for padded armrest - Standard			
TA6190			
Custom armrest			
TA6195	Specify your measurements		
Replacement cover for custom armrest			
TA6200			

Installation :






3 - ACCESSORIES

Protective bracket for elbow



Protective bracket for elbow

Product N°	Description
TA6245	Protective bracket for elbow full kit (with cushion and cover)
TA6225	Protective bracket for elbow (without cushion and cover)
TA6230	Cushion and protective bracket for elbow
TA6235	Cushion - protective bracket for elbow
TA6240	Replacement Cover



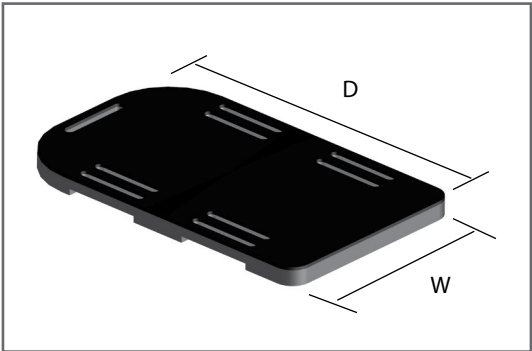
Flexible corrective heel support

Used in cases of spasticity, the flexible corrective heel support is available in two formats and accommodates all sizes using adjustable straps.

Made of Neoprene, the heel support fits comfortably around the foot and allows the foot to flex. This support is installed on the footplate using side slots that allow for depth adjustments.

Product No.	Format	Description			
		Width		Depth	
		cm	in	cm	in
MI7000	Small	9	3½	15.2	6
MI7005	Large	14	5½	22.9	9

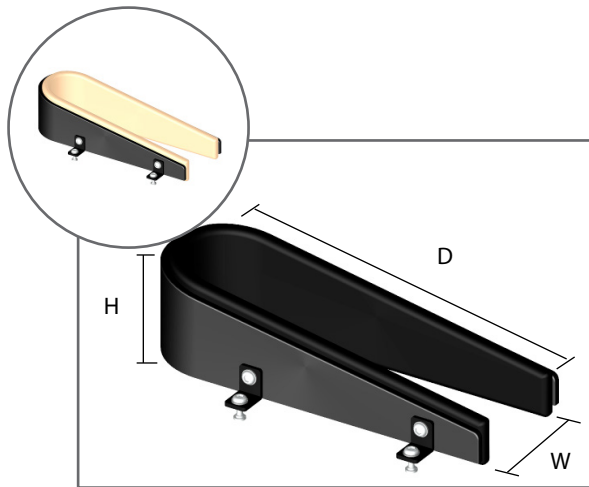
Installation :





3 - ACCESSORIES

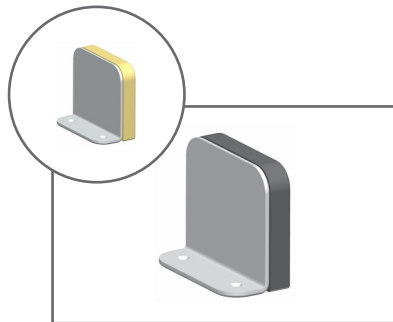
Corrective Foot Orthosis



Corrective Heel Support

Product No.	Description
MI7010	Corrective Heel Support
MI7015	Contour for corrective Heel Support
MI7020	Cushion for corrective Heel Support
MI7400	Custom corrective Heel Support

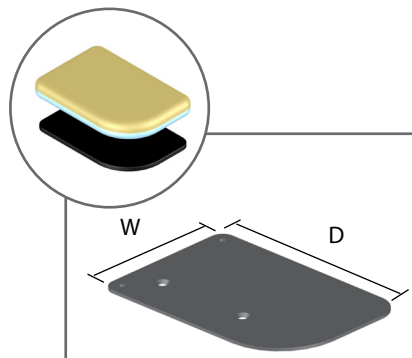
Made to your specifications.



Corrector plate

Product No.	Description
MI7025	Padded foot corrector plate
MI7030	Foot corrector plate
MI7035	Cushion for foot corrector plate
MI7040	Waterproof Neoprene cover
MI7041	Vinyl cover

Made to your specifications.



¼ ABS footplate

Product No.	Description
MI7045	Padded footplate
MI7290	Padded footplate (Full Size) ABS 1/4"
MI7050	Anti-skid footplate
MI7055	Footplate cushion
MI7060	Waterproof nylon and Lycra cover

Made to your specifications.



Neoprene protector

Product No.	Description
MI7300	Neoprene prtector for swing away footrest

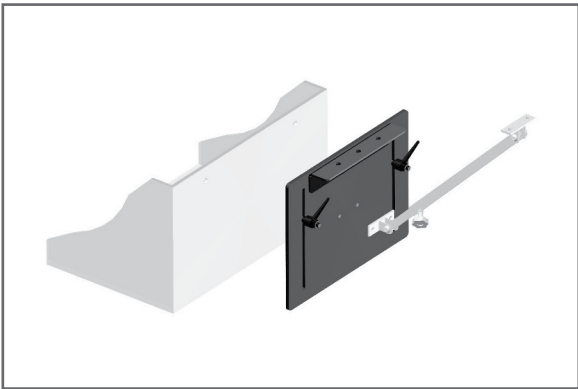


Foot box

The foot box is used for adequate containment of the feet while allowing for freedom of movement. Installation designed to allow for adjustable height and tilt angle. The box attaches to a rigid seat and is made to your specifications.

Product No.	Description
MI7065	Padded foot box
MI7070	Foot box
MI7066	Custom Foot Box
MI7075	Pads for foot box
MI7080	Padded cover for foot box

Installation :

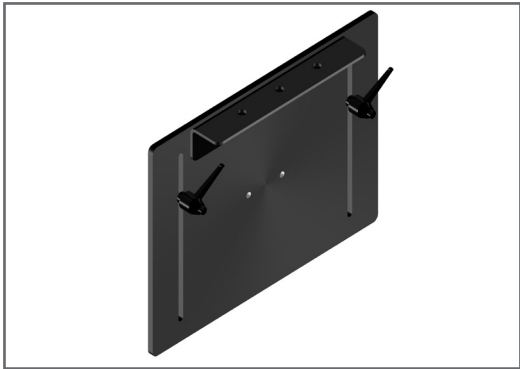




3 - ACCESSORIES

Foot Box

Foot box mechanism



Product No.	Description
MI7085	Multiadjustable mechanism
MI7090	Retention roller
MI7095	Retention roller cover

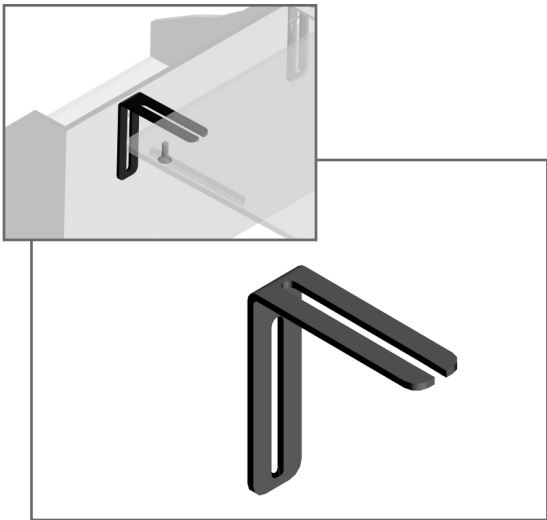
Adjustable settings for box height and tilt angle.

Foot box support



Product No.
MI7110

Adjusts the box angle while providing support.




Slotted bracket for foot box

Product No.
MI7115

For easy anchoring of the foot box to the seat plate.

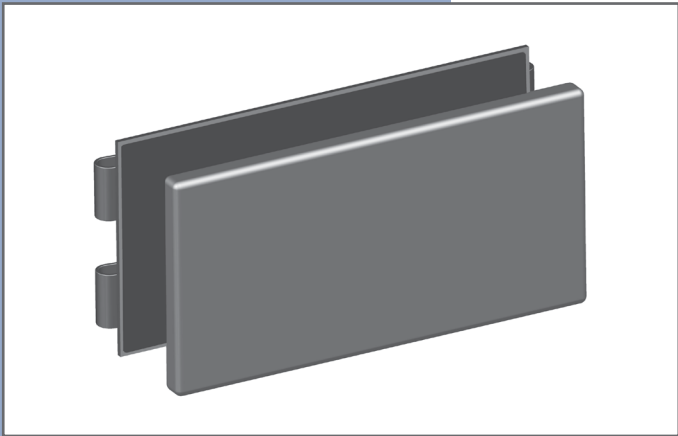


The calf support panel is installed on the footrest tubes. This support panel holds the lower limbs in place during tilting. When ordering, please specify the wheelchair width.



Padded Calf Strap - Single

Product No.	Description
MI7120	Padded Calf Strap - single 4" (10 cm)
MI7121	Cushion and cover for single Padded Calf Strap
MI7122	Calf Strap - single




Padded Calf Strap - Double

Product No.	Description
MI7125	Padded Calf Strap - double 8" (20 cm)
MI7126	Cushion and cover for double Padded Calf Strap
MI7127	Calf Strap - double



3 - ACCESSORIES

Foot Strap



Foot Strap

The foot strap is made of Neoprene for a comfortable fit. The strap adjusts easily on the foot using Velcro and can be installed on all types of footplates. Maximum opening is 12 inches (30 cm).

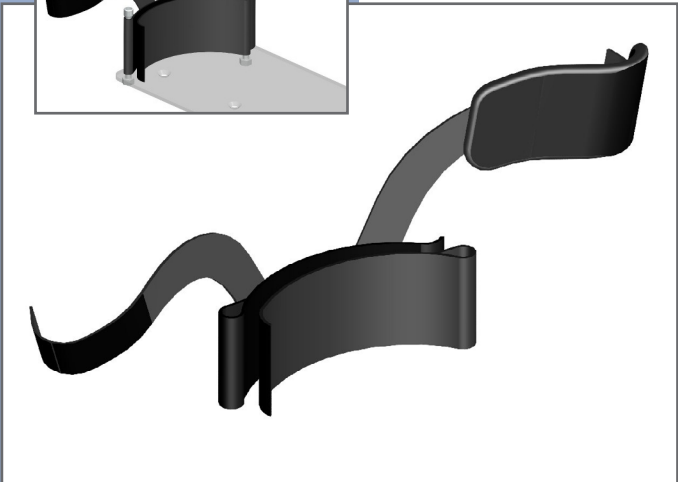
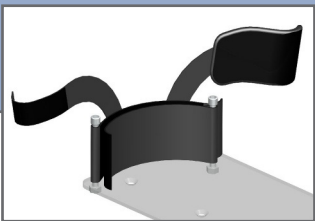
Product No.
MI7250



Heel strap

The adjustable heel strap installs on all types of footplates and is depth adjustable using Velcro.

Product No.	Description
MI7130	Heel strap 2 in.
MI71331	Heel strap 4 in.



Foot restraint strap

Comfortably and effectively stabilizes the foot with a Neoprene protector pad. This strap is adjustable using Velcro.

Product No.
MI7135



3 - ACCESSORIES

Angle Support

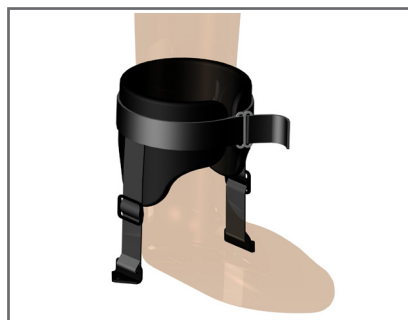
Ankle support

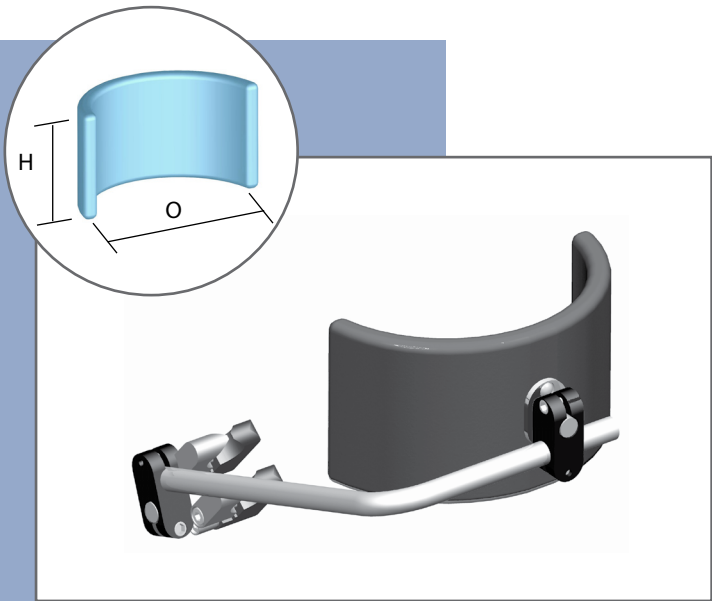
Attached to the footplate using metal brackets, the ankle support fits comfortably around the malleoli while allowing the foot to flex.



Product No.	Size	Description
MI7140	#1	6 ½ in (16 cm) to 8 ½ in (22 cm)
MI7145	#2	8 ½ in (22 cm) to 10 in (26 cm)
MI7150	#3	10 in (26 cm) to 12 ½ in (32 cm)

Installation :






Single knee stabilizer

This knee stabilizer provides support and stability for the knee in order to control sliding of the pelvis. Fits either 7/8 in (2.2 cm) or 1 in (2.5cm) tubing.

Installation :



Product No.	Description			
	Side	Size	Opening	Height
Knee stabilizer (Anchoring system and cushion)				
MI7181	Left	X small	3 in (7.5 cm)	3 in (7.5 cm)
MI7182	Left	Small	4 in (10 cm)	3½ in (8.75 cm)
MI7183	Left	Medium	5 in (12.5 cm)	4 in (10 cm)
MI7184	Right	X small	3 in (7.5 cm)	3 in (7.5 cm)
MI7186	Right	Small	4 in (10 cm)	3½ in (8.75 cm)
MI7187	Right	Medium	5 in (12.5 cm)	4 in (10 cm)
Knee stabilizer cushion				
MI7155	Left	X small	3 in (7.5 cm)	3 in (7.5 cm)
MI7160	Left	Small	4 in (10 cm)	3½ in (8.75 cm)
MI7165	Left	Medium	5 in (12.5 cm)	4 in (10 cm)
MI7170	Right	X small	3 in (7.5 cm)	3 in (7.5 cm)
MI7175	Right	Small	4 in (10 cm)	3½ in (8.75 cm)
MI7180	Right	Medium	5 in (12.5 cm)	4 in (10 cm)

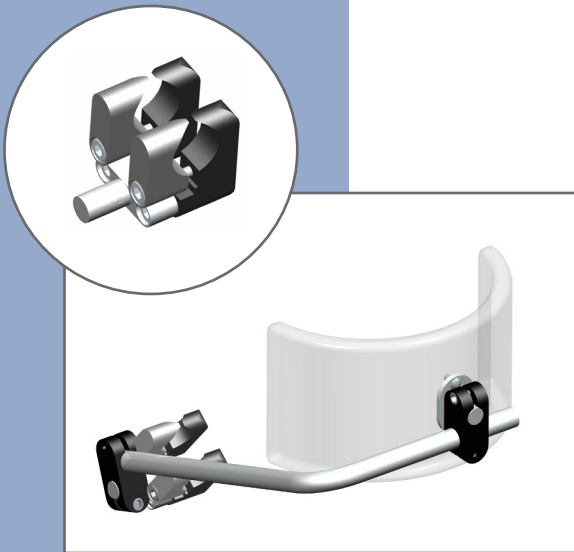


3 - ACCESSORIES

Knee Stabilizer

This mechanism installs very easily on the upper tube of the retractable footrests. The system is equipped with clamp blocks, making it very easy to perform adjustments as needed. When the footrest swings in or out, the stabilizer follows the movement without coming undone.

Note : When used together with a pelvic/thigh belt, this system offers support and stability to reduce thrust and a backward pelvic tilt.



Single knee stabilizer mounting system


Product No.	Tube diameter	
	cm	in
MI7185	2.2	$\frac{7}{8}$
MI7190	2.54	1



Double knee stabilizer

This stabilizer is attached using metal brackets under the seat plate. A padded belt system folds over the knees to control sliding of the pelvis. Tension adjustments are made easily with Velcro.

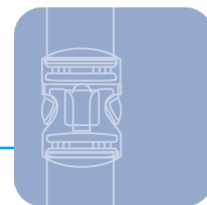
Product No.	Description
MI7195	Double knee stabilizer
MI7200	Knee stabilizer bracket
MI7205	Knee stabilizer comfort pads (pair)
MI7210	Knee stabilizer belt



Velcro adjustment

Comfort pads



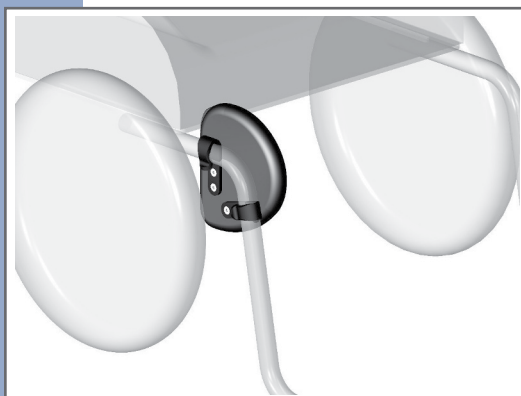


Knee protector

This knee protector attaches with clips to most footrest supports and is used in cases of abduction to keep the limbs in alignment.

Product No.	Description
MI7215	Right
MI7220	Left

Installation :




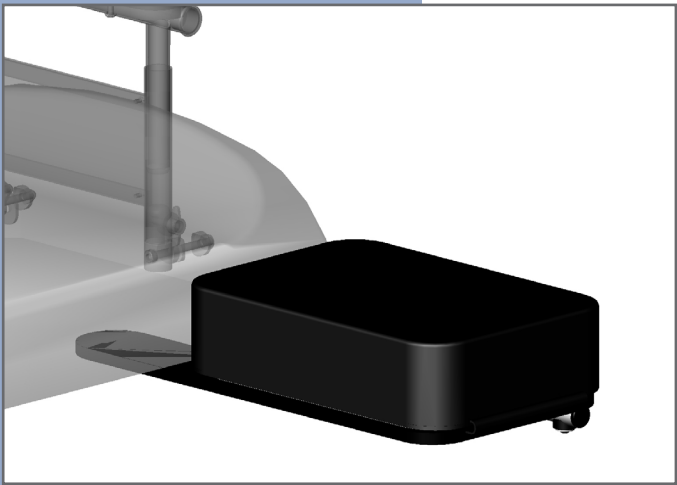


3 - ACCESSORIES

Stump Support

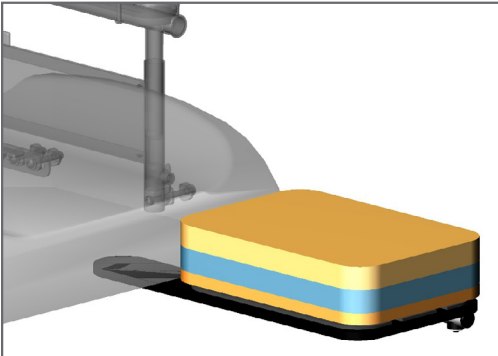
Standard Stump Support

This stump support is installed on the rigid seat plate and on the seat rail using an add-on bar.

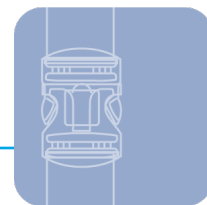


Product No.	Description	Thickness		Width		Depth	
		cm	in	cm	in	cm	in
MI7255	Stump support and 2 1/2" cushion - left	8.5	3¼	19.7	7¾	41.3	16¼
MI7256	Stump support and 1 3/4" cushion - left	6.4	2½				
MI7257	Stump support - left	0.9	3/8				
MI7260	Stump support and 2 1/2" cushion - right	8.5	3¼				
MI7261	Stump support and 1 3/4" cushion - right	6.4	2½				
MI7262	Stump support - right	0.9	3/8	20	7 7/8	28.9	11 3/8
MI7390	2 1/2" Cushion for stump support	6.4	2½				
MI7395	Vinyl cover for 2 1/2" cushion						
MI7275	1 3/4" Cushion for stump support	4.4	1¾	20	7 7/8	28.9	11 3/8
MI7280	Vinyl cover for 1 3/4" cushion						
MI7385	Custom Stump support						

Installation :



Vinyl cover included, this is only a representation.



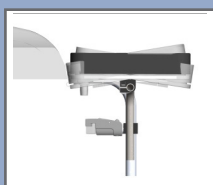
Multiadjustable Stump Support

The stump support allows for an optimum alignment of the tibial segment. This ensures both comfort and functionality.

Composed of :

- 1/2 in (1.2 cm) of Plastazote,
- 1 in (2.5 cm) of SunMate soft,
- 1/2 in (1.2 cm) of Neocor.

Adjustment Characteristics



- Angle adjustment
- From 0 ° to 90 °



- Length adjustment
- From 9 in (23 cm)



- Depth adjustment
- From 5 in (13 cm)



- Width adjustment
- From 1 in (2.5 cm)

Product no.	Description	Thickness		Width		Depth	
		in	cm	in	cm	in	cm
MI7267	Stump support and 2 in (5 cm) flat cushion	2	5	7	18	8	20
	or	2	5	8	20	11	28
MI7320	Stump support and 2 in (5 cm) profiled cushion	2	5	7	18	8	20
	or	2	5	8	20	11	28
MI7258	Stump Support						
MI7265	2 in (5cm) flat cushion for stump support	2	5	7	18	8	20
	or	2	5	8	20	11	28
MI7266	2 in (5 cm) profiled cushion for stump support	2	5	7	18	8	20
	or	2	5	8	20	11	28
MI7269	Vinyl cover for 2 in (5 cm) flat cushion for stump support	2	5	7	18	8	20
	or	2	5	8	20	11	28
MI7270	Vinyl cover for 2 in (5 cm) profiled cushion for stump support	2	5	7	18	8	20
	or	2	5	8	20	11	28





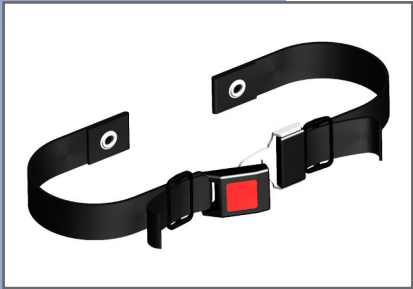
Rigid Foot Support

The rigid foot support keeps the foot securely in position while providing maximum comfort.

The holder attaches to the footplate with Velcro.

Product No.	Description			
	Format	Internal Width	Internal Depth	Rigid foot support height
MI7230	Small	2½ in (6 cm)	4 in (10 cm)	1⅞ in (2.54 cm)
MI7235	Medium	4 in (10 cm)	5½ in (14 cm)	1⅞ in (2.54 cm)
MI7240	Large	6 in (15 cm)	8 in (20 cm)	1⅞ in (2.54 cm)
MI7245	Custom			






Lap belt with metal buckle

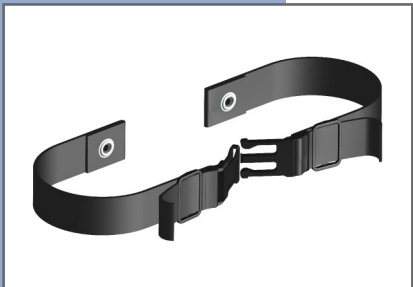
Product No.	Width	
	in	cm
SC7500	2	5

Safety and security are assured with the automobile style metal buckle. This dual-adjustment lap belt is mandatory for paratransit users.



Lap belt with plastic buckle


Product No.	Width	
	in	cm
SC7505	1	2.5
SC7510	1½	3.7
SC7515	2	5



Lap belt with dual-adjustment plastic buckle

Product No.	Width	
	in	cm
SC7520	2	5

This effective lap belt has a dual adjustment for centering the plastic buckle.



Padded lap belt


Product No.	Description
SC7540	Adult
SC7541	Adult (metal)
SC7545	Child
SC7546	Child (metal)

This pelvic lap belt is designed for proper alignment of the pelvis and is equipped with Neoprene protector pads for adequate pressure distribution and added comfort.



3 - ACCESSORIES

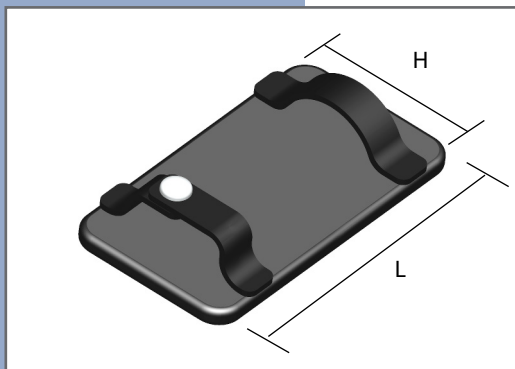
Support Belts



Strap with Velcro and metal glide buckle

Product No.	Width	
	in	cm
SC7525	1	2.5
SC7530	1½	3.7
SC7535	2	5

This Velcro strap is very effective for correcting pelvic rotation. For right-sided rotation, the metal glide buckle is attached to the shorter end and placed on the left side. A protector pad is required for adequate pressure distribution.



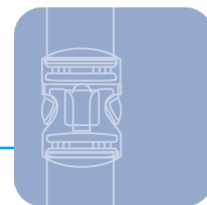
Protector pad

Product No.	Description				
	Size	High		Width	
		in	cm	in	cm
SC7550	#1	1½ to 3	3.7 to 7.5	3 to 6	7.5 to 15
SC7555	#2	1½ to 4	3.7 to 10	6 to 16	15 to 40
Replacement cover					
SC7560	#1	Small			
SC7565	#2	Medium			



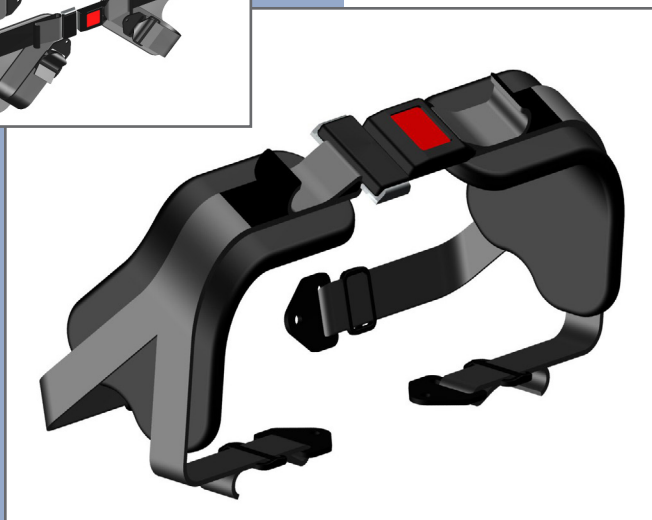
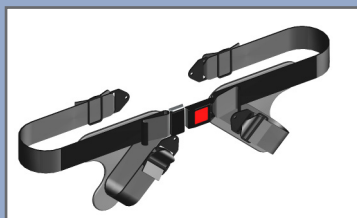
Belt "Clip"

Product N°	
SC7696	Belt "Clip"



4 Point Padded Hip Belt

This 4 point belt has Neoprene protector pads and offers support for the pelvis at the iliac crests and thighs. This provides excellent control of spasticity. The second belt over the thighs stabilizes the first to maintain proper positioning of both belts.



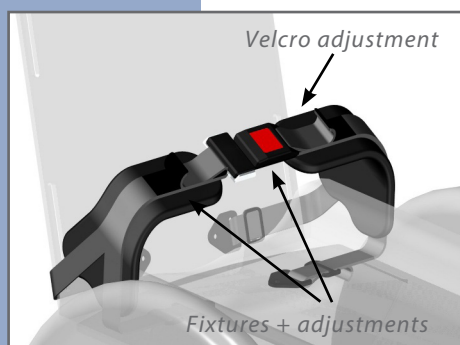
Installation:

Anchoring plates are attached to each end of the belt. These plates can be screwed onto a rigid plate or simply attached to the wheelchair tubes ($\frac{1}{4}$ " or 6 mm drill hole). It has variable belt placement to suit individual cases (morphology, weight), but most importantly is that, when correctly installed, this belt greatly reduces a forward pelvic tilt.

Initial adjustments are made using the glide buckles and a final adjustment with Velcro.

Product No.	Description
SC7590	4 Point Padded Hip Belt - adult (plastic buckle)
SC7591	4 Point Padded Hip Belt - child's (plastic buckle)
SC7592	4 Point Padded Hip Belt - adult (metal buckle)
SC7593	4 Point Padded Hip Belt - child's (metal buckle)

Installation :







Chest harness options


The harnesses on the following pages are made of Neoprene and finished with a Lycra strip around the edge for comfort and support. They hold the torso solidly in place while allowing some freedom of movement. Each end has a quick release plastic buckle to facilitate transfers.

Installation

The chest harness has 2 aircraft type buckles at the top of the belts. For installation, these buckles are drilled and secured to the backrest's rigid plate (screws and sleeve nuts). If the backrest is too low, offset anchoring plates will need to be used.

When there is no rigid plate, the buckles can be installed on a fixed mounting bar on the wheelchair handles.

The bottom of the harness has 2 anchoring plates for easy installation by drilling the seat plate or the wheelchair frame as necessary.



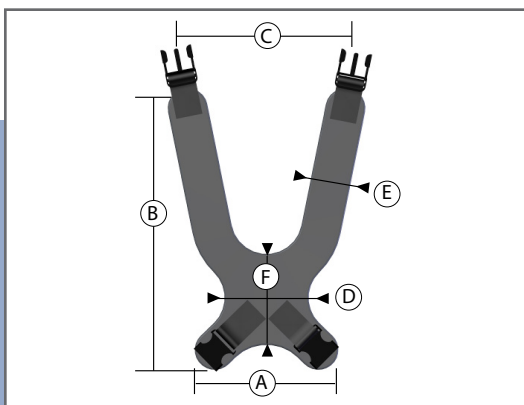
Harness with buckle

Easy to adjust buckle allowing better adjustments and accommodates clothing changes.



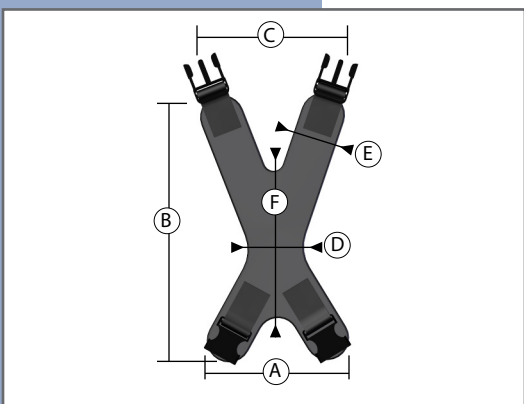
3 - ACCESSORIES

Chest Harness



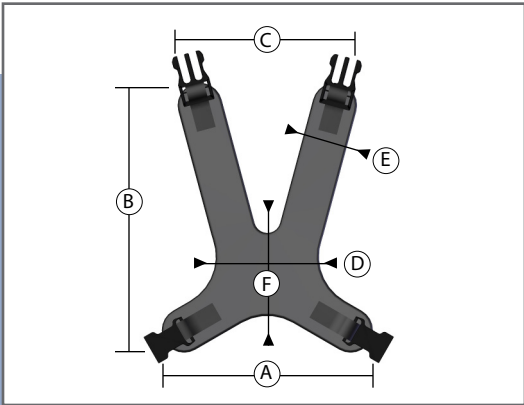
Flexible chest harness - Men's

Product No.	Format	Description					
		A	B	C	D	E	F
SC7595	Small	6 in	13 ½ in	10 in	2 ¾ in	2 in	6 ¾ in
		15 cm	34,5 cm	25,5 cm	7 cm	5 cm	17 cm
SC7600	Medium	8 ¼ in	16 in	13 ¾ in	2 ¾ in	2 ¼ in	6 ¾ in
		21 cm	41 cm	35 cm	7 cm	5,8 cm	17 cm
SC7605	Large	9 in	18 in	15 ¾ in	2 ¾ in	2 ¼ in	7 in
		23 cm	46 cm	40 cm	7 cm	5,8 cm	18 cm



Flexible chest harness - Women's

Product No.	Format	Description					
		A	B	C	D	E	F
SC7610	Small	8 in	14 in	10 ½ in	3 ½ in	2 ¼ in	7 in
		20 cm	35,5 cm	27 cm	9 cm	5,8 cm	17,8 cm
SC7615	Medium	8 in	17 in	13 in	2 ¾ in	2 ¼ in	8 in
		20 cm	43 cm	33 cm	7 cm	5,8 cm	20 cm
SC7620	Large	8 ½ in	18 in	17 ¼ in	3 in	2 ¼ in	8 in
		21,5 cm	46 cm	44 cm	7,5 cm	5,8 cm	20 cm




Flexible chest harness - Child's

Product No.	Format	Description					
		A	B	C	D	E	F
SC7625	One size	6 ¾ in	11 in	8 ½ in	5 in	2 ¼ in	4 ¾ in
		17 cm	28 cm	21.5 cm	13 cm	5.8 cm	12 cm


Chest harness hardware options

Aircraft type buckle




Child	VR9710
Men	VR9725
Women	

Rigid anchoring buckle



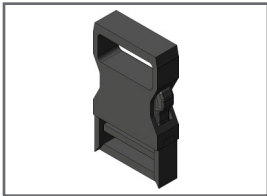
Child	SC7636
Men	SC7634
Women	

Plastic buckle




Child	VR9800
Men	VR9815
Women	

Plastic buckle



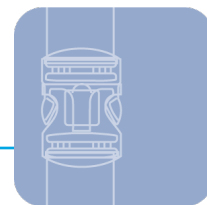
Child	VR9660
Men	VR9675
Women	

Rigid anchoring plate



Child	SC7631	1 x 6 po	2,5 x 15 cm
Men	SC7629	1½ x 6 po	3,8 x 15cm
Women			




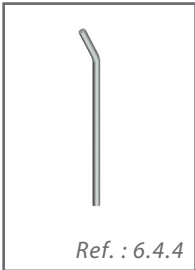


These supports are used for stabilizing the torso at the shoulders. They adjust and conform to the user's body. Top or side release makes transfers easy for the user. The mounting block has an adjustment handle to hold the support firmly in place.


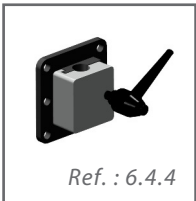


3 - ACCESSORIES

Torso Support



Anchoring choice :





This torso support system consists of a vertical support bar, a horizontal support bar, two torso support mechanisms, an adjustment ring and the hardware needed for installation.

Torso support mounting system



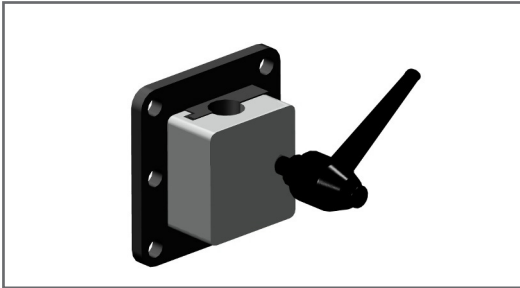
Product No.	Description
SC7630	One unit



3 - ACCESSORIES

Torso Support

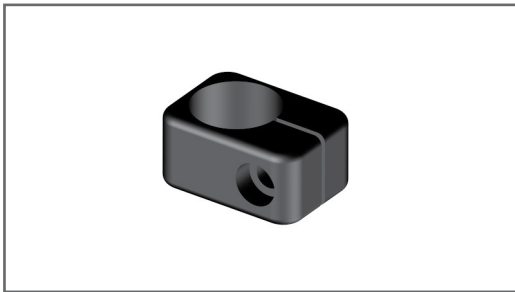
Mounting hardware options



Torso support fixture

Product No.


SC7635



Torso support adjustment ring

Product No.


SC7640



Torso support mechanism

Product No.


SC7645



Torso support cushion mount

Product No.

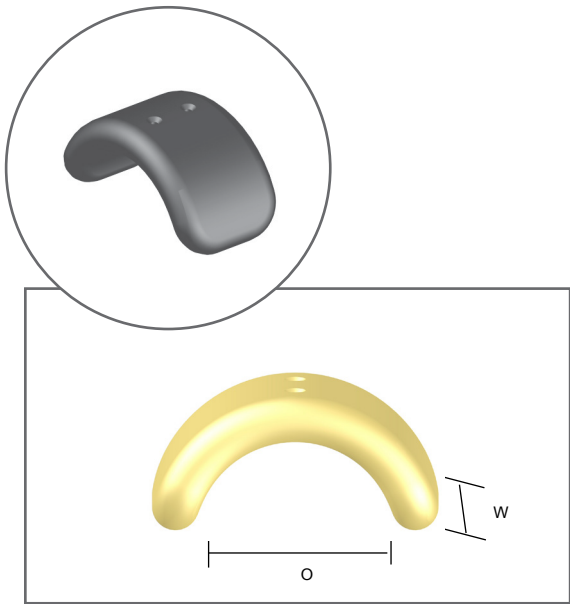
SC7650



Torso support bar

Product No.

SC7655



Torso support cushion

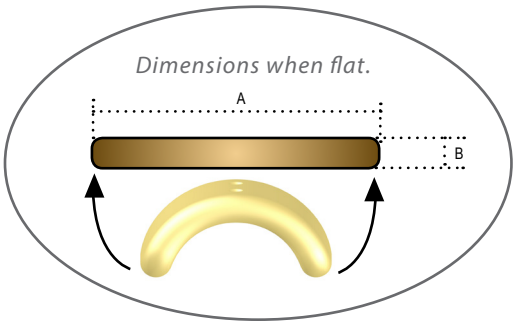
Product No.	Description		
	Format	Opening	Width
SC7660	#1	6 in (15cm)	2 in (5 cm)
SC7665	#2	8 in (20 cm)	2 in (5 cm)
SC7670	#3	10 in (25.5 cm)	3 in (7.5 cm)
Replacement cover			
SC7675	#1	Waterproof neoprene cover	
SC7680	#2	Waterproof neoprene cover	
SC7685	#3	Waterproof neoprene cover	

Installation :

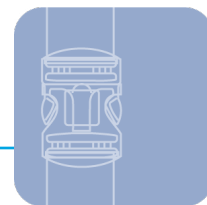


The torso supports are system vertically installed on the rigid backrest plate (ABS).

Adjusts to all contours.







Thoracic supports in bed

This thoracic support system comes in a format to fit hospital beds, allowing for installation of the thoracic supports at trunk level to accommodate bedridden persons when elevating the head of the bed.





3 - ACCESSORIES

Thoracic support - in bed


For the practitioner, the thoracic support system in bed is simple, practical, lightweight and easy to manoeuvre.

Thoracic support system in bed

Product No.

LI8070

This system is used to control lateral movement of the trunk and helps distribute pressure over a larger surface to improve respiratory function and gastrointestinal transit.




Velcro fabric

Product No.

LI8005

Velcro fabric is used for installation of the thoracic supports and attaches to the frame using self-adhesive Velcro fasteners.



Thoracic supports in bed

Product No.	Description
LI8075	Right
LI8080	Left
LI8085	Right & Left
Replacement cover	
LI8090	Right
LI8095	Left
LI9100	Right & Left

The thoracic support is made of a comfortable dense foam. A cotton cover absorbs moisture and allows the skin to breathe.





Stimulite Honeycomb Pillow



Product No.	Description					
	Height		Width		Depth	
	in	cm	in	cm	in	cm
PIL	3	7,5	19	48	15	38

Stimulite ventilated Honeycomb pillow features a luxuriously soft form of our pressure-relieving. Stimulite Honeycomb, allowing you to breathe freely while keeping you cool and dry. Conforms comfortably to your head and neck with bolster on the side for more support. Hand washable



Stimulite Travel Pillow



Relax and be comfortable wherever you go with our Stimulite Travel Pillow. Soft and supportive, it cradles your head and neck while circulating air and evaporating moisture. Features two different honeycomb configurations, one slightly firmer than the other, to suit your preference. Combine with the Wellness Mat for maximum comfort. Washable





This waterproof cushion is made to your specifications. Made of sponge foam, this element provides comfort for short periods. Can be installed in the bath, on a bathtub lift or on a commode chair. A wide variety of shapes and formats can be created to fit the required area and your specific needs. When ordering, simply draw the cushion outline and indicate the specifications we need to make it for you.

Product No.	Description
IM8300	Bath cushion





3 - ACCESSORIES

Waterproofing

Lifestyles

Bath pillow



Relax and unwind in the tub or spa with our luxuriously soft honeycomb bath pillow. Perforations in the honeycomb cells circulate air and evaporate moisture so you stay cool and comfortable. Two suction cups adhere to the side of the tub, keeping the pillow in place. Water flows through the perforated cells, allowing it to dry quickly. Naturally resists mildew.

Colors :

- Lavender
- Blue
- *Gold*
- *Black*

Protective cover for outdoor spas



Breathable protective cover for outdoor spas

- Washable



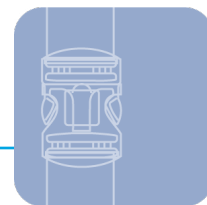
STIMULITE® honeycombs sheets



Sheets of our ventilated Stimulite® honeycomb (Stimulite Breathable Sheets) are available in a range of configurations. Popular with interior designers and custom fabricators, these flexible sheets easily contour over all types of surfaces and are suitable for numerous cushioning applications, including furniture and other products for the home. In the medical field, they’re ideal for customizing seating and positioning systems for wheelchair users.

Product No.	Covering	Thickness		Thickness
		in	cm	
SBS-1	None	1/2	1.5	1
SBS-2	on one site	1/2	1.5	1
SBS-3	with fabric on one side	1/2	1.5	1
SBS-4	on one site	11/16	1.7	1
SBS-5	on one site	1	2.5	1
SBS-6	on one site	3/4 and 1/4	2 and 0.5	2
SBS-7**	on both sides	3/4	2	1





Goniometer

Measuring instrument used for checking or calculating tilt angles, seat/backrest angles, etc

Product No.

AM8505



Vernier caliper

Accurate and precise, this caliper is ideal for taking anthropometric measurements.

Product No.

AM8515

AM8520



**CONSTRUCTOR FOAM**

Product No.	Thickness		Format	
	in	cm	in	cm
VR9000	1/2	1.25	sq ft	30 x 30
VR9005	1/2	1.25	24 x 48	60 x 120
VR9010	1	2.5	sq ft	30 x 30
VR9015	1	2.5	24 x 48	60 x 120
VR9020	2	5	sq ft	30 x 30
VR9025	2	5	24 x 48	60 x 120
VR9XXX	2	5	48 x 48	120 x 120
VR9030	3	7.5	sq ft	30 x 30
VR9035	3	7.5	24 x 48	60 x 120

ETHAFOAM

Product No.	Lb	Thickness		Format	
		in	cm	in	cm
VR9040	6	1	2.5	sq ft	30 x 30
VR9041	2	1	2.5	sq ft	30 x 30
VR9045	6	1	2.5	24 x 108	60 x 270
VR9046	2	1	2.5	24 x 108	60 x 270
VR9050	6	1	2.5	24 x 54	60 x 135
VR9051	2	1	2.5	24 x 54	60 x 135
VR9055	6	2	5	sq ft	30 x 30
VR9056	2	2	5	sq ft	30 x 30
VR9060	6	2	5	24 x 108	60 x 270
VR9061	2	2	5	24 x 108	60 x 270
VR9065	6	2	5	24 x 54	60 x 135
VR9066	2	2	5	24 x 54	60 x 135



3 - ACCESSORIES

Constructor Foam

PLASTAZOTE

Product No.	Thickness		Format	
	in	cm	in	cm
VR9070	1/8	0.3	sq ft	30 x 30
VR9075	1/8	0.3	40 x 40	100 x 100
VR9077	1/8	0.3	80 x 40	200 x 100
VR9080	1/4	0.63	sq ft	30 x 30
VR9085	1/4	0.63	40 x 40	100 x 100
VR9087	1/4	0.63	80 x 40	200 x 100
VR9090	1/2	1.25	sq ft	30 x 30
VR9095	1/2	1.25	40 x 40	100 x 100
VR9097	1/2	1.25	80 x 40	200 x 100
VR9105	1	2.5	sq ft	30 x 30
VR9110	1	2.5	40 x 40	100 x 100
VR9112	1	2.5	80 x 40	200 x 100

BLACK AEROLITE

Product no.	Thickness		Format	
	in	cm	in	cm
VR9111	3/8	0.9	sq ft	30 x 30

LXA FOAM

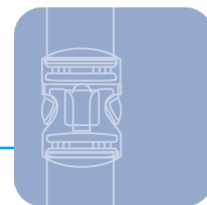
Product no.	Thickness		Format	
	in	cm	in	cm
VR9586	1	2,5	sq ft	30 x 30
VR9587	1 ½	3,8	sq ft	30 x 30
VR9588	2	2	sq ft	30 x 30

LATEX

Product No.	Description	Thickness		Format	
		in	cm	in	cm
VR9261	Latex	1	2.5	sq ft	30 x 30
VR9262	Latex	1	2.5	40 x 80	101 x 203
VR9263	Latex	2	5	sq ft	30 x 30
VR9264	Latex	2	5	40 x 80	101 x 203

10.1.2

All construction foam are considered as semirigid density foams.



URETHANE (NEOCOR)

Product No.	Description	Thickness		Format	
		in	cm	in	cm
VR9115	VF-30 soft	¼	0.6	sq ft	30 x 30
VR9120	VF-30 soft	¼	0.6	48 x 88	122 x 224
VR9125	VF-30 soft	½	1.2	sq ft	30 x 30
VR9130	VF-30 soft	½	1.2	48 x 88	122 x 224
VR9135	VF-30 soft	1	2.5	sq ft	30 x 30
VR9140	VF-30 soft	1	2.5	48 x 88	122 x 224
VR9145	VF-30 soft	2	5	sq ft	30 x 30
VR9150	VF-30 soft	2	5	48 x 88	122 x 224
VR9155	VF-30 soft	3	7.5	sq ft	30 x 30
VR9160	VF-30 soft	3	7.5	48 x 88	122 x 224
VR9165	VF-35 medium	¼	0.6	sq ft	30 x 30
VR9170	VF-35 medium	¼	0.6	48 x 88	122 x 224
VR9175	VF-35 medium	½	1.2	sq ft	30 x 30
VR9180	VF-35 medium	½	1.2	48 x 88	122 x 224
VR9185	VF-35 medium	1	2.5	sq ft	30 x 30
VR9190	VF-35 medium	1	2.5	48 x 88	122 x 224
VR9195	VF-35 medium	2	5	sq ft	30 x 30
VR9200	VF-35 medium	2	5	48 x 88	122 x 224
VR9205	VF-35 medium	3	7.5	sq ft	30 x 30
VR9210	VF-35 medium	3	7.5	48 x 88	122 x 224
VR9215	VF-40 medium firm	¼	0.6	sq ft	30 x 30
VR9220	VF-40 medium firm	¼	0.6	48 x 88	122 x 224
VR9225	VF-40 medium firm	½	1.2	sq ft	30 x 30
VR9230	VF-40 medium firm	½	1.2	48 x 88	122 x 224
VR9235	VF-40 medium firm	1	2.5	sq ft	30 x 30
VR9240	VF-40 medium firm	1	2.5	48 x 88	122 x 224
VR9245	VF-40 medium firm	2	5	sq ft	30 x 30
VR9250	VF-40 medium firm	2	5	48 x 88	122 x 224
VR9255	VF-40 medium firm	3	7.5	sq ft	30 x 30
VR9260	VF-40 medium firm	3	7.5	48 x 88	122 x 224
VR9016	PU foam seat	-	-	20 x 20	51 x 51



3 - ACCESSORIES

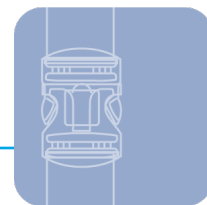
Viscoelastic Foam

VISCOSE FOAM

Product No.	Description	Thickness		Width		Depth	
		in	cm	in	cm	in	cm
VR9980	Viscose 3015 (soft)	½	1.25	48	122	80	203
VR9981	Viscose 3015 (soft)	1	2.5	48	122	80	203
VR9982	Viscose 3010 (soft)	2	5	48	122	80	203
VR9986	Viscose 5010 (med/firm)	½	1.25	48	122	80	203
VR9987	Viscose 5010 (med/firm)	1	2.5	48	122	80	203
VR9988	Viscose 5010(med/firm)	2	5	48	122	80	203
VR9983	Viscose 5010 (med/firm)	½	1.25	Size - sq ft (30x30 cm)			
VR9984	Viscose 5010 (med/firm)	1	2.5	Size - sq ft (30x30 cm)			
VR9985	Viscose 5010 (med/firm)	2	5	Size - sq ft (30x30 cm)			
VR10033	Viscose 3015 (soft)	½	1.25	Size - sq ft (30x30 cm)			
VR10034	Viscose 3015 (soft)	1	2.5	Size - sq ft (30x30 cm)			
VR10035	Viscose 3015 (soft)	2	5	Size - sq ft (30x30 cm)			

SUNMATE

Product No.	Description	Thickness		Format	
		in	cm	in	cm
VR9386	Sunmate extra-soft	1/2	1.25	sq ft	30 x 30
VR9387	Sunmate extra-soft	1/2	1.25	36 x 80	90 x 200
VR9388	Sunmate extra-soft	1	2.5	sq ft	30 x 30
VR9389	Sunmate extra-soft	1	2.5	36 x 80	90 x 200
VR9426	Sunmate soft	1/4	0.63	sq ft	30 x 30
VR9427	Sunmate soft	1/4	0.63	36 x 80	90 x 200
VR9390	Sunmate soft	1/2	1.25	sq ft	30 x 30
VR9395	Sunmate soft	1/2	1.25	36 x 80	90 x 200
VR9400	Sunmate soft	1	2.5	sq ft	30 x 30
VR9405	Sunmate soft	1	2.5	36 x 80	90 x 200
VR9410	Sunmate medium	1/2	1.25	sq ft	30 x 30
VR9415	Sunmate medium	1/2	1.25	36 x 80	90 x 200
VR9420	Sunmate medium	1	2.5	sq ft	30 x 30
VR9425	Sunmate medium	1	2.5	36 x 80	90 x 200

**TEMPER FOAM**

Product No.	Description	Thickness		Format	
		in	cm	in	cm
VR9430	Temper foam T-36 soft	½	1.25	sq ft	30 x 30
VR9435	Temper foam T-36 soft	½	1.25	36 x 80	90 x 200
VR9440	Temper foam T-36 soft	1	2.5	sq ft	30 x 30
VR9445	Temper foam T-36 soft	1	2.5	36 x 80	90 x 200
VR9450	Temper foam T-36 soft	2	5	sq ft	30 x 30
VR9455	Temper foam T-36 soft	2	5	36 x 80	90 x 200
VR9460	Temper foam T-38 medium	½	1.25	sq ft	30 x 30
VR9465	Temper foam T-38 medium	½	1.25	36 x 80	90 x 200
VR9470	Temper foam T-38 medium	1	2.5	sq ft	30 x 30
VR9475	Temper foam T-38 medium	1	2.5	36 x 80	90 x 200
VR9480	Temper foam T-38 medium	2	5	sq ft	30 x 30
VR9485	Temper foam T-38 medium	2	5	36 x 80	90 x 200
VR9490	Temper foam T-41 firm	1	2.5	sq ft	30 x 30
VR9495	Temper foam T-41 firm	1	2.5	36 x 80	90 x 200



3 - ACCESSORIES

Plastic and gel pad

PLASTIC ABS

Product No.	Description	Thickness		Format	
		in	cm	in	cm
VR9500	Plastic ABS black	1/8	0.3	sq ft	30 x 30
VR9505	Plastic ABS black	1/8	0.3	48 x 48	122 x 122
VR9510	Plastic ABS black	1/4	0.6	sq ft	30 x 30
VR9515	Plastic ABS black	1/4	0.6	48 x 48	107 x 142
VR9520	Plastic ABS black	3/8	0.9	sq ft	30 x 30
VR9525	Plastic ABS black	3/8	0.9	48 x 48	107 x 142

POLYCARBONATE (LEXAN)

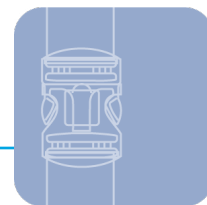
Product No.	Description	Thickness		Format	
		in	cm	in	cm
VR9530	Transparent	1/8	0.3	sq ft	30 x 30
VR9535	Transparent	1/8	0.3	48 x 48	122 x 122
VR9540	Transparent	1/4	0.6	sq ft	30 x 30
VR9545	Transparent	1/4	0.6	48 x 48	107 x 142
VR9550	Transparent	3/8	0.9	sq ft	30 x 30
VR9555	Transparent	3/8	0.9	48 x 48	107 x 142

STANDARD GEL PAD

Product No.	Description	Thickness		Format	
		in	cm	in	cm
561818	Gel pad	1/4	0.6	18 x 18	45.5 x 45.5
5302	Gel pad	1/2	1.25	16 x 16	40.5 x 40.5
5303	Gel pad	1/2	1.25	18 x 16	45.5 x 40.5
541818	Gel pad	1/2	1.25	18 x 18	45.5 x 45.5
6500	Gel pad	1/2	1.25	20 x 20	50.5 x 50.5
5300	Gel pad	5/8	1.02	16 x 16	40.5 x 40.5
5301	Gel pad	5/8	1.57	18 x 16	45.5 x 40.5
531818	Gel pad	5/8	1.57	18 x 18	45.5 x 45.5

CUBE GEL PAD

Product No.	Description	Thickness		Format	
		in	cm	in	cm
CU1416	Cube gel pad	9/16	1.43	14 x 16	35.5 x 40.5
CU1616	Cube gel pad	9/16	1.43	16 x 16	40.5 x 40.5
CU1618	Cube gel pad	9/16	1.43	16 x 18	40.5 x 45.5
CU1816	Cube gel pad	9/16	1.43	18 x 16	45.5 x 40.5
CU1818	Cube gel pad	9/16	1.43	18 x 18	45.5 x 45.5
CU1820	Cube gel pad	9/16	1.43	18 x 20	45.5 x 50.5
CU2018	Cube gel pad	9/16	1.43	20 x 18	50.5 x 45.5
CU2020	Cube gel pad	9/16	1.43	20 x 20	50.5 x 50.5

**WATERPROOF FOAM AND WATERPROOF PAINT (GREY)**

Product No.	Description	Thickness		Format	
		in	cm	in	cm
VR9560	Formaflex	½	1.2	sq ft	30 x 30
VR9565	Formaflex	½	1.2	42 x 56	107 x 142
VR9570	Formaflex	1	2.5	sq ft	30 x 30
VR9575	Formaflex	1	2.5	42 x 56	107 x 142
VR9580	Formaflex	1 ½	4	sq ft	30 x 30
VR9585	Formaflex	1 ½	4	42 x 56	107 x 142
VR9590	Vinyl waterproofing	1/4 gallon			

INSULATION FILM AND GLUE

Product No.	Description	Format
VR9595	Glue n° 74 (Orange)	1 Spray can
VR9600	Glue n° 76 (White)	1 Spray can
VR9605	Insulation film (Transparent)	1 Meter

INCONTINENCE COVER

Product No.	Description	Width X Depth	
		in	cm
VR9610	Latex Incontinence cover	16 X 18	40.5 X 45.5
VR9615	Latex Incontinence cover	18 X 18	45.5 X 45.5
VR9620	Latex Incontinence cover	16 X 20	40.5 X 50.5
VR9625	Latex Incontinence cover	18 X 20	45.5 X 50.5

Note: Incontinence cover for 1" (2.5 cm) to 3" (7.5 cm) cushion with Velcro closure. Optional custom design.

TOP COVER

Product No.	Description	Width X Depth	
		in	cm
VR9626	Top Cover	16 X 18	40.5 X 45.5
VR9627	Top Cover	18 X 18	45.5 X 45.5
VR9628	Top Cover	16 X 20	40.5 X 50.5
VR9629	Top Cover	18 X 20	45.5 X 50.5



3 - ACCESSORIES

Positioning / Stabilizing Systems

LAP BELT BUCKLES AND BUCKLES

Product No.	Description	Width (cm)	Quantity
VR9630	Automobile-type metal buckle 1 ½ "	3.7	1
VR9645	Automobile-type metal buckle 2"	5	1
VR9660	Plastic buckle 1"	2.5	1
VR9675	Plastic buckle 1 ½ "	3.7	1
VR9690	Plastic buckle 2"	5	1
VR9705	Plastic buckle with dual adjustment 2"	5	1
VR9710	Aircraft-type plastic buckle 1"	2.5	1
VR9725	Aircraft-type plastic buckle 1 ½ "	3.7	1
VR9740	Aircraft-type plastic buckle 2"	5	1
VR9755	Metal glide buckle 1" *	2.5	1
VR9770	Metal glide buckle 1 ½ "	3.7	1
VR9785	Metal glide buckle 2"	5	1
VR9800	Plastic buckle 1"	2.5	1
VR9815	Plastic buckle 1 ½ "	3.7	1
VR9830	Plastic buckle 2"	5	1

Belt buckle



glide buckle



ADJUSTMENT KNOBS AND HANDLES



Product No.	Description	Threading	Length		Quantity
			in	cm	
VR9920	Ratchet adjustment handle (Threaded inside)	¼ - 20			1
VR9923	Ratchet adjustment handle (Threaded inside)	¼ - 20			1
VR9926	Ratchet adjustment handle (Threaded inside)	5/16			1
VR9929	Ratchet adjustment handle (Threaded)	¼ - 20	3/4	1.9	1
VR9932	Ratchet adjustment handle (Threaded)	¼ - 20	1/2	1.2	1
VR9935	Ratchet adjustment handle (Threaded)	¼ - 20	1	2.5	1
VR9938	Ratchet adjustment handle (Threaded)	5/16	1	2.5	1
VR9941	Adjustment knob	¼ - 20	3/4	1.9	1
VR9944	Adjustment knob	¼ - 20	1/2	1.2	1
VR9947	Adjustment knob	¼ - 20	1	2.5	1
VR9950	T-Type Ratchet adjustment handle				1
VR9951	Ratchet adjustment handle				1

**FABRIC**

Product No.	Description	Quantity (meter)
VR9952	Black Lycra	1
VR9953	Black waterproof Lycra	1
VR9954	Heavy duty black waterproof Lycra	1
VR9955	Defender fabric	1
VR9956	Oxford fabric	1
VR9957	Nylon 200 fabric	1
VR9003	Nylon 200 fabric - dark blue	1
VR9958	Anti-skid fabric	1
VR9004	Perforated Anti-skid fabric - gray	1
VR9007	Air knit fabric	1
VR9008	Coton fabric (bounty) - navy blue	1
VR9009	Coton fabric (bounty) - blue	1
VR9011	Coton fabric (bounty) - forest green	1
VR9012	Coton fabric (bounty) - burgundy	1
VR9013	Coton fabric (bounty) - red	1
VR9016	308 Air knit fabric - navy blue	1
VR9959	Leatherette - black	1
VR9960	Leatherette - grey	1
VR9006	Leatherette - snowmobile	1
VR9990	Neoprene 1/16"	1
VR9991	Neoprene 1/16" - 130" x 42"	1 sheet
VR9992	Neoprene 1/8"	1
VR9993	Neoprene 1/8" 128" x 50"	1 sheet
VR9994	Neoprene 1/4"	1
VR9995	Neoprene 1/4" 128" x 50"	1 sheet
VR10055	Grey polyurethane laminated on T-Jersey	1
VR10097	Kevlar KI	1
VR10098	Meshtex FR PM 476 black	1
VR10154	Meshtex FR PM 476 red	1



3 - ACCESSORIES

Positioning / Stabilizing Systems

STRAPS

Product No.	Description	Format (meter)
VR9845	Luggage strap 1"	1
VR9850	Luggage strap 1"	25
VR9855	Luggage strap 1"	50
VR9860	Luggage strap 1 ½"	1
VR9865	Luggage strap 1 ½"	25
VR9870	Luggage strap 1 ½"	50
VR9875	Luggage strap 2"	1
VR9880	Luggage strap 2"	25
VR9885	Luggage strap 2"	50
VR9890	Automobile-type strap 1 ½"	1
VR9895	Automobile-type strap 1 ½"	25
VR9900	Automobile-type strap 1 ½"	50
VR9905	Automobile-type strap 2"	1
VR9910	Automobile-type strap 2"	25
VR9915	Automobile-type strap 2"	50

VELCRO

Product No.	Description	Colour	Width		Length	
			in	cm	in	Meter
VR9962	Adhesive Velcro hook	Black	1	2.5	39.36	1
VR9963	Adhesive Velcro hook	Black	1	2.5	984	25
VR9964	Adhesive Velcro hook	Black	2	5	39.36	1
VR9965	Adhesive Velcro hook	Black	2	5	984	25
VR9966	Adhesive Velcro pile	Black	1	2.5	39.36	1
VR9967	Adhesive Velcro pile	Black	1	2.5	984	25
VR9968	Adhesive Velcro pile	Black	2	5	39.36	1
VR9969	Adhesive Velcro pile	Black	2	5	984	25
VR9970	Velcro hook	Black	1	2.5	39.36	1
VR9971	Velcro hook	Black	1	2.5	984	25
VR9972	Velcro hook	Black	2	5	39.36	1
VR9973	Velcro hook	Black	2	5	984	25
VR9974	Velcro pile	Black	1	2.5	39.36	1
VR9975	Velcro pile	Black	1	2.5	984	25
VR9976	Velcro pile	Black	2	5	39.36	1
VR9977	Velcro pile	Black	2	5	984	25



PHYSIPRO

Seating and mobility solutions

Head office

370, 10th South Avenue,
Sherbrooke, Quebec J1G 2R7
T. 819 823-2252 | 1 800 668-2252
F. 819 565-3337
info@physipro.com
www.physipro.com

European branch

Village des Entrepreneurs
461, Saint-Léonard
49 000, Angers, France
T. 02-41-69-38-01
F. 02-41-69-43-32
contact@physipro.fr