

2025-04-23



Date :	P.O.#:
Made for (client) Last name:	First name:
Ordered by :	
Establishment :	
Address :	
Phone :	Fax :

CONFIRM ORDER BY E-MAIL	Yes <input type="checkbox"/>	No <input type="checkbox"/>
SUBSCRIBE TO PHYSIPRO NEWSLETTER	Yes <input type="checkbox"/>	No <input type="checkbox"/>
YOUR EMAIL ADDRESS		



KIT INCLUDING : Aluminum backrest, cushion and two-point anchoring system with quick release.

CUSHION COMPOSITION : Plastazote ¼", Sunmate soft ½", Viscose 1"

PROFILED	CONTOUR
 <p>The profiled backrest has an ergonomic shape promoting the propulsion</p>	 <p>The contour backrest offers greater shoulder blades support.</p>
<input type="checkbox"/> HPP \$822	<input type="checkbox"/> HPC \$822

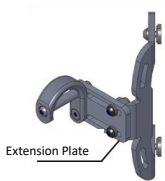
BACKREST SIZE CHOICE (SEE TABLE 1, PAGE 4 FOR MORE DETAILS)

CHOICE	SIZE (W x H)	ASSOCIATED CHAIR WIDTH	EXTENSION OPTION \$40 / EACH
<input type="checkbox"/>	12" x 12"	12" to 13"	<input type="checkbox"/> 14"
<input type="checkbox"/>	12" x 14"		
<input type="checkbox"/>	14" x 14"	14" to 15"	<input type="checkbox"/> 16"
<input type="checkbox"/>	14" x 16"		
<input type="checkbox"/>	16" x 16"	16" to 17"	<input type="checkbox"/> 18"
<input type="checkbox"/>	16" x 18"		
<input type="checkbox"/>	16" x 20"		
<input type="checkbox"/>	18" x 16"	18" to 19"	<input type="checkbox"/> 20"
<input type="checkbox"/>	18" x 18"		
<input type="checkbox"/>	18" x 20"		
<input type="checkbox"/>	20" x 16"	20" to 21"	N/A
<input type="checkbox"/>	20" x 18"		
<input type="checkbox"/>	20" x 20"		

CUSTOMIZE BACKREST HEIGHT —ADD \$150 TO THE INITIAL PRICE

WIDTH	<input type="checkbox"/> 12"	<input type="checkbox"/> 14"	<input type="checkbox"/> 16"	<input type="checkbox"/> 18"	<input type="checkbox"/> 20"
HEIGHT	HPX _____"				



EXTENSION OPTION

 <p><input type="checkbox"/> PH-02341 Extend width by one in\$40</p> <p>Please refer to table 1 for depth adjustment.</p>
--

EXTRA COVER



HP1C Extra cover with initial purchase.....	\$203	<input type="checkbox"/>
--	-------	--------------------------

COVER

 <p><input type="checkbox"/> HP01 - Space for headrest support..... N/C</p> <p><input type="checkbox"/> D5212 - Space for headrest support (Lycra)..... N/C</p>	 <p><input type="checkbox"/> HP02 - Space for headrest and chest support..... \$32</p> <p><input type="checkbox"/> HP02 - Space for headrest and chest support (Lycra)..... \$32</p>
--	--

Physipro does not warrant the use of headrest support other than those proposed

SYMBIO HEADREST AND PAD

	PAD <input type="checkbox"/> AT5000 : 7"x 4".....\$220 <input type="checkbox"/> AT5005 : 8"x 5".....\$220 <input type="checkbox"/> AT5010 : 9"x 6".....\$220 <input type="checkbox"/> AT5056: customize.....\$291 <p>Specify measurement:</p>
	SYMBIO HEADREST SUPPORT <input type="checkbox"/> AT5450 Adult\$313 <input type="checkbox"/> AT5455 Pediatric\$313 Symbio headrest support and Pad <input type="checkbox"/> AT5530 : 7"x 4".....\$532 <input type="checkbox"/> AT5531 : 8"x 5".....\$532 <input type="checkbox"/> AT5532 : 9"x 6".....\$532 <input type="checkbox"/> AT5533 : customize.....\$603 <p>Specify measurement:</p>

LATERAL SUPPORT OPTIONS

☐ WITHOUT LATERALS

INTEGRATED

\$115 each



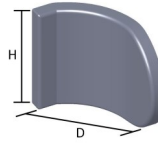
SIZES	L	R	PAIR
Large	HPTI005G <input type="checkbox"/>	HPTI005D <input type="checkbox"/>	HPTI005 <input type="checkbox"/>
Medium	HPTI004G <input type="checkbox"/>	HPTI004D <input type="checkbox"/>	HPTI004 <input type="checkbox"/>
Small	HPTI003G <input type="checkbox"/>	HPTI003D <input type="checkbox"/>	HPTI003 <input type="checkbox"/>
Mini	HPTI002G <input type="checkbox"/>	HPTI002D <input type="checkbox"/>	HPTI002 <input type="checkbox"/>
Pediatric	HPTI001G <input type="checkbox"/>	HPTI001D <input type="checkbox"/>	HPTI001 <input type="checkbox"/>

NOTE

Integrated and contour laterals are only available with the HP2 contour model.

CONTOUR

\$179 each



Product #	L	size	R	Product #	AVAILABLE WITH 16" TO 20" WIDTH BACK
D6020		7" H x 6" D		D6065	
D6025		7" H x 7" D		D6070	
D6035		8" H x 6" D		D6080	
D6040		8" H x 7" D		D6085	
D6050		9" H x 6" D		D6095	
D6055		9" H x 7" D		D6100	
CUSTOMIZATION \$126 PLEASE INDICATE YOUR MEASUREMENTS					
DVTG				DVTD	

WIDTH BETWEEN CONTOUR LATERALS	
WIDTH	WIDTH BETWEEN LATERAL
16"	12" to 13"
18"	14" to 15"
20"	16" to 17"

NOTE

Please note that the contour laterals are not available for 12" and 14" width back.

STRAIGHT AND PROFILED LATERALS

NOTE

Measurements include cushioning

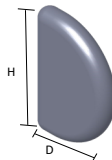
NOTE

The laterals are also equipped with 1" depth adjustment

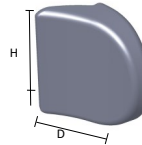


PAD OPTIONS

STRAIGHT ☐



PROFILED ☐



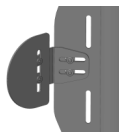
WIDTH BETWEEN LATERALS

WIDTH	WIDTH BETWEEN LATERAL
12"	7" to 9 ½"
14"	9" to 11 ½"
16"	11" to 13 ½"
18"	13" to 15 ½"
20"	15" to 17 ½"

ADJUSTABLE

(Cushion and cover included)

\$126 each



Product #	L	size	R	Product #	Height Adjustments
HPT001G		Pediatric 4" H x 4" D		HPT001D	N/A
HPT002G		x-small 6" H x 4½" D		HPT002D	1"
HPT003G		small 7" H x 4½" D		HPT003D	1"
HPT004G		Medium 8" H x 4½" D		HPT004D	2"
HPT006G		Medium 8" H x 5½" D		HPT006D	2"
HPT005G		Large 10" H x 4½" D		HPT005D	3"
HPT007G		Large 10" H x 5½" D		HPT007D	3"

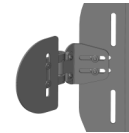
CUSTOMIZATION \$188 PLEASE INDICATE YOUR MEASUREMENTS

HPTG	L		R	HPTD	
------	---	--	---	------	--

SWING-AWAY

(Cushion and cover included)

\$205 each

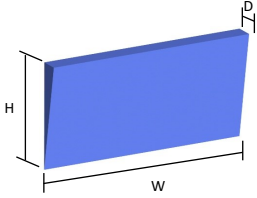
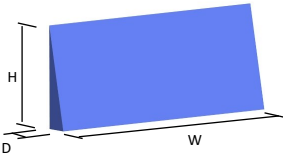
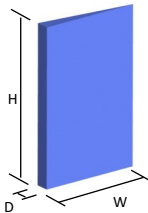
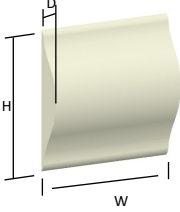


Product #	L	size	R	Product #	Height Adjustments
HPTR001G		Pediatric 4" H x 4" D		HPTR001D	N/A
HPTR002G		x-small 6" H x 4½" D		HPTR002D	1"
HPTR003G		small 7" H x 4½" D		HPTR003D	1"
HPTR004G		Medium 8" H x 4½" D		HPTR004D	2"
HPTR006G		Medium 8" H x 5½" D		HPTR006D	2"
HPTR005G		Large 10" H x 4½" D		HPTR005D	3"
HPTR007G		Large 10" H x 5½" D		HPTR007D	3"

CUSTOMIZATION \$303 PLEASE INDICATE YOUR MEASUREMENTS

HPTRG	L		R	HPTRD	
-------	---	--	---	-------	--

POSTURAL COMPONENTS

THORACIC WEDGE	LUMBAR WEDGE	THORACOLUMBAR WEDGE	SACROLUMBAR CORRECTOR
		<input type="checkbox"/> Left <input type="checkbox"/> Right 	
<input type="checkbox"/> D3380 Constructa™ Foam.\$35 <input type="checkbox"/> D3385 Urethane.....\$30	<input type="checkbox"/> D3400 Constructa™ Foam.....35 <input type="checkbox"/> D3405 Urethane.....\$30	<input type="checkbox"/> D3390 Constructa™ Foam.\$35 <input type="checkbox"/> D3395 Urethane.....\$30	Urethane.....\$39
Size Choices Width: <input type="checkbox"/> 16" <input type="checkbox"/> 18" <input type="checkbox"/> 20" Depth: <input type="checkbox"/> ¾" <input type="checkbox"/> 1" <input type="checkbox"/> 1½" <input type="checkbox"/> 2" Height: <input type="checkbox"/> 5" <input type="checkbox"/> 6" <input type="checkbox"/> 7" <input type="checkbox"/> 8" <input type="checkbox"/> 9"	Size Choices Width: <input type="checkbox"/> 16" <input type="checkbox"/> 18" <input type="checkbox"/> 20" Depth: <input type="checkbox"/> ¾" <input type="checkbox"/> 1" <input type="checkbox"/> 1½" <input type="checkbox"/> 2" Height: <input type="checkbox"/> 5" <input type="checkbox"/> 6" <input type="checkbox"/> 7" <input type="checkbox"/> 8" <input type="checkbox"/> 9"	Size Choices Width: <input type="checkbox"/> 5" <input type="checkbox"/> 6" <input type="checkbox"/> 7" <input type="checkbox"/> 8" <input type="checkbox"/> 9" Depth: <input type="checkbox"/> ¾" <input type="checkbox"/> 1" <input type="checkbox"/> 1½" <input type="checkbox"/> 2" Height: <input type="checkbox"/> 16" <input type="checkbox"/> 18" <input type="checkbox"/> 20"	Size Choices <input type="checkbox"/> D3410: W: 9½" D: 1" H:10" <input type="checkbox"/> D3415: W: 9½" D: 1½" H:11" <input type="checkbox"/> D3420: W: 9½" D: 2" H:12" Constructa™ Foam.....\$50 Size Choices <input type="checkbox"/> D3425: W: 9½" D: 1" H:10" <input type="checkbox"/> D3430: W: 9½" D: 1½" H:11" <input type="checkbox"/> D3435: W: 9½" D: 2" H:12"

FIPS

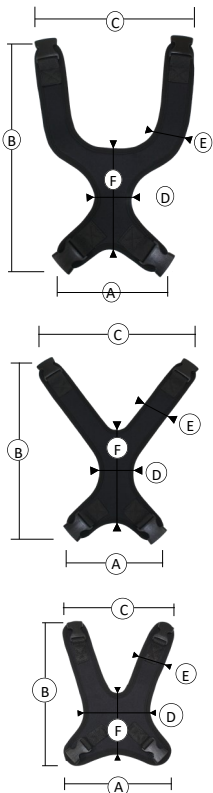


Sunmate extra-soft ½ unit: BP-0.5U-XS **\$455** ☐
 Sunmate soft ½ unit: BP-0.5U-S **\$455** ☐
 Sunmate medium ½ unit: BP-0.5U-M **\$455** ☐

1 unit: BP-1U-XS **\$553** ☐
 1 unit: BP-1U-S **\$553** ☐
 1 unit: BP-1U-M **\$553** ☐

* Note: A Lycra cover is required to utilize FIPS.

CHEST SUPPORT



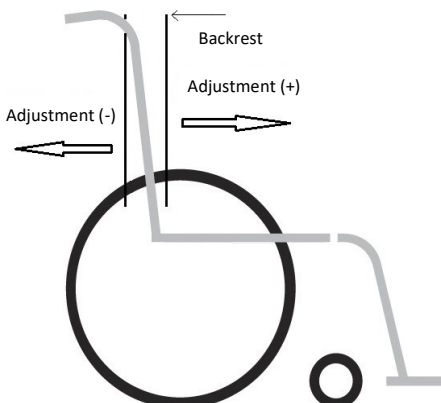
CHEST SUPPORT—MEN									
#PRODUC T	SIZE	A	B	C	D	E	F	PRICE	CHOICE E
SC7595	Small	6"	14"	8 ½"	2 ½"	2 ¾"	7"	\$148	<input type="checkbox"/>
SC7600	Medium	7 ¾"	17"	10 ½"	2 ¾"	2 ¾"	7"	\$148	<input type="checkbox"/>
SC7605	Large	8 ½"	18"	14"	2 ½"	2 ¾"	7"	\$148	<input type="checkbox"/>
CHEST SUPPORT—WOMEN									
#PRODUC T	SIZE	A	B	C	D	E	F	PRICE	CHOICE
SC7610	Small	7 ¾"	13 ½"	10"	3 ½"	2"	6 ¾"	\$148	<input type="checkbox"/>
SC7615	Medium	8 ¾"	15 ½"	14"	2 ¾"	2 ¾"	7 ¾"	\$148	<input type="checkbox"/>
SC7620	Large	9"	18"	17"	2 ¾"	2 ¾"	7"	\$148	<input type="checkbox"/>
CHEST SUPPORT—CHILDREN									
#PRODUC T	SIZE	A	B	C	D	E	F	PRICE	CHOICE E
SC7625	One size	6"	11"	8 ½"	5"	2 ¾"	6 ¾"	\$143	<input type="checkbox"/>

Notes:

Please note that it is unnecessary to send page 4 when ordering.

SPECIFICATION TABLE

Table 1 - HP2 Setup Chart— Including a 1" cushion

HP2 backrest width External width of the wheelchair cane	12"	14"	16"	18"	20"	Technical diagram
12"	- 1" to + 2½"					
13"	- 1½" to + 2"					
14"	OPTION* 2" to + 1½"	- 1" to + 2½"				
15"		- 1½" to + 2"				
16"		OPTION* - 2" to + 1½"	- 1" to + 2½"			
17"			- 1½" to + 2"			
18"			OPTION* - 2" to + 1½"	- 1" to + 2½"		
19"				- 1½" to + 2"		
20"				OPTION* - 2" to + 1½"	- 1" to + 2½"	
21"					- 1½" to + 2"	

*OPTION, adjustment extension