

2019-02-14

Date :	P.O.#:
Made for (client) Last name:	First name:
Ordered by :	
Establishment :	
Address :	
Phone :	Fax :

**For Resolve cushion with custom configuration components and sizes, please see Resolve custom cushion order form.**

CONFIRM ORDER BY E-MAIL	Yes <input type="checkbox"/>	No <input type="checkbox"/>
SUBSCRIBE TO PHYSIPRO NEWSLETTER	Yes <input type="checkbox"/>	No <input type="checkbox"/>
YOUR EMAIL ADDRESS		



The Resolve™ cushion is made with layers of dispersion foam, comfort foam and postural components.

**Base Price :** Includes one stretch cover, one zippered inner cover as well as your choice of installation.

**Resolve® Cushion (\$ 800)**

- ☐ 10" X 10"(\$2957-1010)    ☐ 12" X 12"(\$2957-1212)    ☐ 14" X 14"(\$2957-1414)    ☐ 16" X 16"(\$2957-1616)  
☐ 16" X 18"(\$2957-1618)    ☐ 18" X 16"(\$2957-1816)    ☐ 18" X 18"(\$2957-1818)    ☐ 20" X 20" (\$2957-2020)

☐ **\$2290 Replacement cover (\$150)**

☐ **\$2295 Incontinence cover - Resolve Cushion (\$90)**

The cushion will be installed on a wheelchair with seat:

☐ Hard Seat

☐ Canvas Seat \$2980: \$75  
☐ With ABS reinforcement

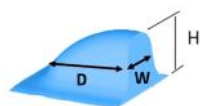
Built-in ☐ 1" ☐ 1½" ☐ 2"

**NOTE : IF NO CHOICE IS MADE THE HARD SEAT OPTION WILL BE AUTOMATICALLY SELECTED.**

### Composition

10" X 10" 12" X 12" Cushions		14" X 14" 16" X 16" 16" X 18" Cushions		18" X 16" 18" X 18" 20" X 20" Cushions	
N° Products	Foam (bottom to top layer)	N° Products	Foam (bottom to top layer)	N° Products	Foam (bottom to top layer)
VR9090	Plastazote ½"	VR9090	Plastazote ½"	VR9090	Plastazote ½"
VR10099	Sunmate medium ½"	VR10099	Sunmate medium ½"	VR10099	Sunmate medium 1"
VR10110C	Sunmate soft ½"	VR10091C	Sunmate soft 1"	VR10091C	Sunmate soft 1"
VR10084C	Urethane (Neocor) ½"	VR10077	Urethane (Neocor) 1"	VR10077	Urethane (Neocor) 1"
N° Products	Wedges	N° Products	Wedges	N° Products	Wedges
S2726	Medial Thigh Abductor Width: 2 ½" Depth: 3 ½" Height: 2 ½"	S2733	Medial Thigh Abductor Width: 3 ½" Depth: 5" Height: 3 ½"	S2736	Medial Thigh Abductor Width: 3 ½" Depth: 6 ½" Height: 4 ½"
S2965	Lateral Adductor Support Height: 2 ½"	S2970	Lateral Adductor Support Height: 3 ½"	S2975	Lateral Adductor Support Height: 4 ½"
S2895	Lateral Pelvic Support Height: 3 ½"	S2900	Lateral Pelvic Support Height: 4 ½"	S2900	Lateral Pelvic Support Height: 5 ½"
S2662-1 (10" x 10") S2662-2 (12" x 12")	Anti-Thrust Wedge (Constructa foam) Height: ½"	S2670-1	Anti-Thrust Wedge (Constructa foam) Height: 1"	S2670-1	Anti-Thrust Wedge (Constructa foam) Height: 1"


Medial Thigh Abductor



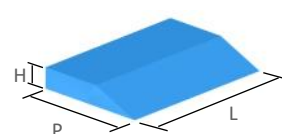
Lateral Adductor Support



Lateral Pelvic Support



Anti-Thrust Wedge



**Aluminum reinforcement  
included ¾" of the cushion depth**

**Aluminum reinforcement  
included ¾" of the cushion depth**