

ORDER FORM

Resolve Air™ Cushion (with pelvic supports)

**CANADIAN MSRP
PRICE ONLY**














SEND

2025-06-19



Date:		P.O.#:	
Client's Last Name:		Client's First Name:	
Ordered by:			
Establishment:			
Address:			
Phone:		Fax:	
Email address:			
→	Order confirmation by email	Yes <input type="checkbox"/>	No <input type="checkbox"/>
→	Subscribe to Physipro™ newsletter	Yes <input type="checkbox"/>	No <input type="checkbox"/>

	Price Specification
	Technical Specification

RESOLVE AIR™ (WITH PELVIC SUPPORTS)								
DIMENSION								
	DIMENSIONS: MIN.: 16" X 16" MAX.: 20" X 20"							
PRODUCT	DESCRIPTION				CODE	PRICE	CHOICE	
 Resolve Air with pelvic supports	Medium	16" x 16" <input type="checkbox"/>	16" x 18" <input type="checkbox"/>		S2320-...	\$1115 ea.	←	
	Large	18" x 16" <input type="checkbox"/>	18" x 18" <input type="checkbox"/>					
		20" x 16" <input type="checkbox"/>	20" x 18" <input type="checkbox"/>	20" x 20" <input type="checkbox"/>				
	Non-Standard 	W: _____" D: _____" (16" - 20") (16" - 20")				\$1215 ea.		
INSTALLATION CHOICE								
 Flat	Flat				S1900-RES	STD	<input type="checkbox"/>	
 Sling	Sling with 1"-pointed anti-sling wedge NOTE: The pointed anti-sling wedge does not affect the seat-to-floor height.				S2685-1	\$85	<input type="checkbox"/>	
INSERTS								
	INSERT: The space between the insert and the back of the cushion is 1 5/8".							
Insert Roho®  Standard Sizes (16")	7 x 5 cells /	Mono-valve	Thickness:	3" <input type="checkbox"/>	4" <input type="checkbox"/>	NS75-...	N/C	←
	13 1/4" x 9 1/4"	Double valve	Thickness:	3" <input type="checkbox"/>	4" <input type="checkbox"/>	NS75-...DV		
Insert Roho®  Standard Sizes (18")	8 x 5 cells /	Mono-valve	Thickness:	3" <input type="checkbox"/>	4" <input type="checkbox"/>	NS85-...		
	14 1/4" x 9 1/4"	Double valve	Thickness:	3" <input type="checkbox"/>	4" <input type="checkbox"/>	NS85-...DV		
Insert Roho®  Standard Sizes (20")	9 x 5 cells /	Mono-valve	Thickness:	3" <input type="checkbox"/>	4" <input type="checkbox"/>	NS95-...		
	16 1/2" x 11"	Double valve	Thickness:	3" <input type="checkbox"/>		NS95-...DV		
COVERS								
OUTER COVERS								
PRODUCT	DESCRIPTION	CODE	1ST COVER		2ND COVER			
			PRICE	CHOICE	PRICE	CHOICE		
Outer Covers	Stretch	S2210-...	N/C	<input type="checkbox"/>	\$150 ea.	<input type="checkbox"/>		
	Waterproof	S2232-...	\$50 ea.	<input type="checkbox"/>	\$160 ea.	<input type="checkbox"/>		
Removable Pouch (option)	Removable pouch with zipper, installed with velcro at the front of the cushion.	S4400	\$30 ea.	<input type="checkbox"/>	\$30 ea.	<input type="checkbox"/>		
WATERPROOF INNER COVER								
Inner cover	Transparent cover with velcro	S2465-...	N/C	<input type="checkbox"/>	\$50 ea.	<input type="checkbox"/>		

!

NON-STANDARD CUSHION: Please note that non-standard cushions are not refundable.

ORDER FORM

Resolve Air™ Cushion (with pelvic supports)

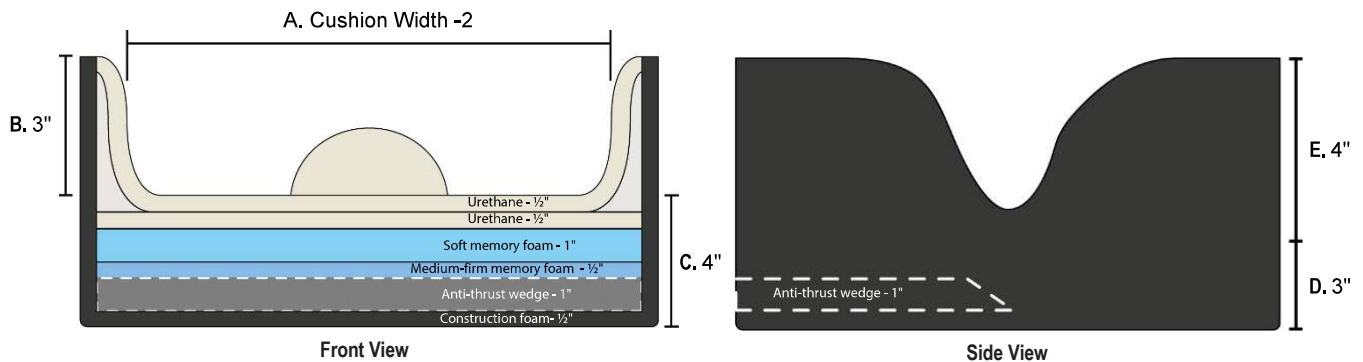
YOU DIDN'T FIND WHAT YOU WANT ON THIS ORDER FORM?
Describe your need below. Our customers service will evaluate your request and give you a detailed quote.

NOTES :

SPECIFICATION SHEET

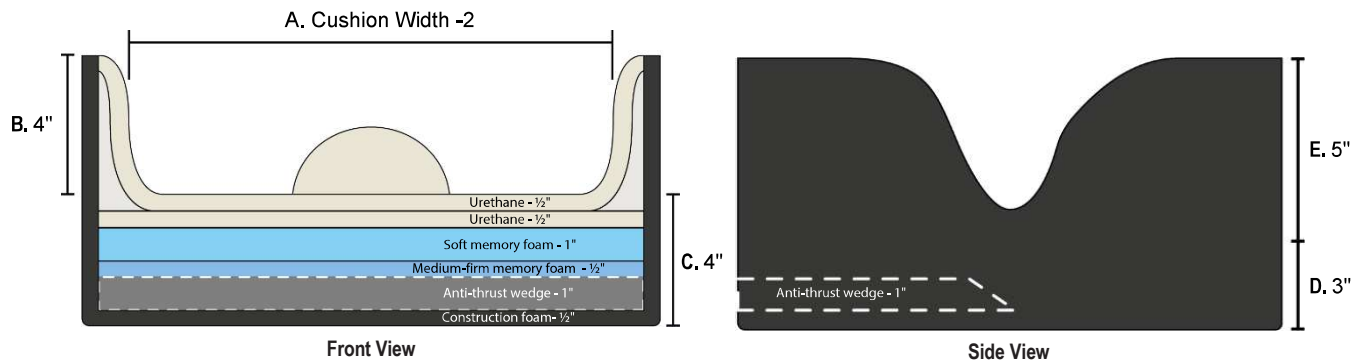
Dimensions	A	Effective Seat Width	D	Cushion Thickness - Back
	B	Lateral Thigh Support Height	E	Lateral Pelvic Support Height
	C	Cushion Thickness - Front		

RESOLVE AIR™ (WITH PELVIC SUPPORTS) - MEDIUM



Overall Dimensions	16" x 16" - 16" x 18"
Medial Thigh Abductor	Medial thigh abductor - Made with urethane - Fixed with velcro
Anti-Thrust Wedge	Anti-thrust wedge - Made with construction foam - Thickness: 1"

RESOLVE AIR™ (WITH PELVIC SUPPORTS) - LARGE



Overall Dimensions	18" x 16" - 18" x 18" - 20" x 16" - 20" x 18" - 20" x 20"
Medial Thigh Abductor	Medial thigh abductor - Made with urethane - Fixed with velcro
Anti-Thrust Wedge	Anti-thrust wedge - Made with construction foam - Thickness: 1"