








Date:	P.O #:
Client Last Name:	Client First Name:
Ordered by:	
Establishment:	
Address:	
Phone:	Fax:
Email address:	

**ADP CODE:
WM0001600**

Order confirmation by email	Yes <input type="checkbox"/>	No <input type="checkbox"/>
Subscribe to Physipro newsletter	Yes <input type="checkbox"/>	No <input type="checkbox"/>

	Price Specification	...	Code to be completed by the customer service agent
	Technical Specification		

INCLUDED	Tie-down system - Four tie-down points integrated to the frame for the use of adapted transport
-----------------	---

MODEL									
PRODUCT	DESCRIPTION				CODE	PRICE	CHOICE		
Spiral	6 wheels - Weight capacity: 150 lb (68 kg)				SP01	\$4290	<input type="checkbox"/>		
FRAME COLOR									
Frame Color	Glossy Black <input type="checkbox"/>	Matte Black <input type="checkbox"/>	White <input type="checkbox"/>	Silver <input type="checkbox"/>		N/C	←		
	Starry Purple <input type="checkbox"/>	Starry Green <input type="checkbox"/>	Plum <input type="checkbox"/>	Charcoal <input type="checkbox"/>					
	Candy Blue <input type="checkbox"/>	Candy Green <input type="checkbox"/>	Candy Red <input type="checkbox"/>	Sunset Orange <input type="checkbox"/>					
	Yellow <input type="checkbox"/>								
SEAT STRUCTURE									
WIDTH									
Standard Frame	10" <input type="checkbox"/>	11" <input type="checkbox"/>	12" <input type="checkbox"/>	13" <input type="checkbox"/>	SP10-...	N/C	←		
Extended Frame	13" <input type="checkbox"/>	14" <input type="checkbox"/>	15" <input type="checkbox"/>	16" <input type="checkbox"/>	SP11-...	N/C	←		
DEPTH									
	10" AND 11": These depths are available with special back brackets								
Standard and Extended Frame	 10" <input type="checkbox"/>	 11" <input type="checkbox"/>	12" <input type="checkbox"/>	13" <input type="checkbox"/>	14" <input type="checkbox"/>	15" <input type="checkbox"/>	16" <input type="checkbox"/>	N/C	←

SEAT-TO-FLOOR HEIGHT ACCORDING TO THE WHEELS DIMENSION

WHEELS	FRONT CASTERS	REAR CASTERS	SEAT-TO-FLOOR HEIGHT
20"	S6"	S6"	14" to 18"
	D5"		
22"	S6"	S6"	15" to 19"
	D6"		

DEFINITION	
S6"	Standard Forks
D5" - D6"	Dynamic Forks









OVERALL WIDTH











OVERALL WIDTH
Seath width + 8 3/4"

SEAT-TO-FLOOR HEIGHT


Seat-to-Floor Height	14" <input type="checkbox"/>	15" <input type="checkbox"/>	16" <input type="checkbox"/>	17" <input type="checkbox"/>	18" <input type="checkbox"/>	19" <input type="checkbox"/>	N/C	←
----------------------	------------------------------	------------------------------	------------------------------	------------------------------	------------------------------	------------------------------	-----	---

MEDIAN WHEELS										
FORMAT										
PRODUCT	DESCRIPTION					CODE	PRICE	CHOICE		
Diameter	20" <input type="checkbox"/>		22" <input type="checkbox"/>				N/C	←		
RIMS										
Rims	Mag Wheels					NX52MA	N/C	<input type="checkbox"/>		
	Spoke Wheels					NX52SW	N/C	<input type="checkbox"/>		
TIRES										
Tires	Polyurethane					NX53UR	N/C	<input type="checkbox"/>		
	Standard Pressure					NX53SP	N/C	<input type="checkbox"/>		
HANDRIMS										
🔑 NATURAL-FIT: Only available with 22" spoke wheels										
Handrims	Aluminium					NX44	N/C	<input type="checkbox"/>		
	Plastic Coated					NX45	\$130 Pair	<input type="checkbox"/>		
	Natural-Fit, Standard Grip (Aluminium handrim) 🔑					NXFIT20 NXFIT22	\$320 Pair	<input type="checkbox"/>		
FORKS										
🔑 DYNAMIC FORK: Not compatible with the "Rear Casters Tilt Mechanism".										
Forks	Standard					SP15	N/C	<input type="checkbox"/>		
	Dynamic - Front 🔑					SP16	\$350	<input type="checkbox"/>		
	Dynamic - Rear 🔑					SP17	\$350	<input type="checkbox"/>		
REAR CASTERS TILT MECHANISM										
🔑 REAR CASTERS TILT MECHANISM: Not compatible with the "Dynamic Fork".										
Rear Casters Tilt Mechanism	Recommended					SP12-...	\$445	<input type="checkbox"/>		
WHEELS LOCKS										
Standard	Push to Lock					SP20	N/C	<input type="checkbox"/>		
	Pull to Lock					SP21	N/C	<input type="checkbox"/>		
Extension	Fixed					SP22	\$40	<input type="checkbox"/>		
	Telescopic					SP23	\$60	<input type="checkbox"/>		
BACK POSTS										
TYPE AND HEIGHT										
Fixed Back Posts	20" <input type="checkbox"/>	22" <input type="checkbox"/>	24" <input type="checkbox"/>		SP30-...		N/C	←		
Adjustable Back Posts	16" <input type="checkbox"/>	17" <input type="checkbox"/>	18" <input type="checkbox"/>	19" <input type="checkbox"/>	20" <input type="checkbox"/>	SP31	N/C	←		
	21" <input type="checkbox"/>	22" <input type="checkbox"/>	23" <input type="checkbox"/>	24" <input type="checkbox"/>	25" <input type="checkbox"/>	SP32	\$95	←		
Dynamic Back Posts	18" <input type="checkbox"/>	19" <input type="checkbox"/>	20" <input type="checkbox"/>	21" <input type="checkbox"/>	22" <input type="checkbox"/>	SP33	\$545	←		
	23" <input type="checkbox"/>	24" <input type="checkbox"/>	25" <input type="checkbox"/>	26" <input type="checkbox"/>	27" <input type="checkbox"/>	SP34	\$545	←		
Folding Back Posts System	16" <input type="checkbox"/>	17" <input type="checkbox"/>	18" <input type="checkbox"/>	19" <input type="checkbox"/>	20" <input type="checkbox"/>	SP35	N/C	←		
	21" <input type="checkbox"/>	22" <input type="checkbox"/>	23" <input type="checkbox"/>	24" <input type="checkbox"/>	25" <input type="checkbox"/>	SP36	N/C	←		
BACK ANGLE										
Back Angle	85° <input type="checkbox"/>	90° <input type="checkbox"/>	95° <input type="checkbox"/>	100° <input type="checkbox"/>	105° <input type="checkbox"/>	110° <input type="checkbox"/>	115° <input type="checkbox"/>	120° <input type="checkbox"/>	N/C	←
STROLLER BAR										
🔑 STROLLER BAR: Only available with adjustable canes										
Stoller Bar 🔑	16" to 20" (Embedded to the canes, angle adjustable)					SP37	\$145	<input type="checkbox"/>		
	21" to 25" (Embedded to the canes, angle adjustable)					SP38		<input type="checkbox"/>		

ARMRESTS																
TYPE AND HEIGHT																
	"T" TYPE: Removable, adjustable by ½" increments															
	STANDARD: The minimal armrest height is 8 ½" with wheels of 22" and a seat-to-floor height of 15".															
PRODUCT	DESCRIPTION										CODE	PRICE	CHOICE			
"T" Type 	Required Configuration	Wheels Sizes		20"					22"							
		Seat-to-Floor Height	14"	15"	16"	17"	18"	15"	16"	17"	18"	19"				
	Lowered - Adjustable from 6 ½" to 10"	N/D						N/D						08-TP1-	N/C	<input type="checkbox"/>
	Standard - Adjustable from 7 ½" to 12"													08-TP2-	N/C	<input type="checkbox"/>
	Elevated - Adjustable from 9 ½" to 14"													08-TP3-	N/C	<input type="checkbox"/>
ARMPADS																
	WATERFALL STYLE PAD WITH GEL: Available with a minimum armrest height of 7".															
Armpads	Foam Pad - Desk Length (2,25" x 10")										...-FS	N/C	<input type="checkbox"/>			
	Foam Pad - Full Length (2,25" x 14")										...-FL	N/C	<input type="checkbox"/>			
	Waterfall Style Pad With Gel - Desk Length (2,75" x 9") 										...-GS	\$256 Pair	<input type="checkbox"/>			
	Waterfall Style Pad With Gel - Full Length (2,75" x 13,5") 										...-GL	\$256 Pair	<input type="checkbox"/>			
FOOTRESTS																
	FOOTRESTS EXTENSION: Footrests extension may in some configurations interfere with the front casters. The use of 60° and 70° footrests is recommended with any extensions.															
Angle	60°										SP60-...	N/C	<input type="checkbox"/>			
	70°										SP70-...	N/C	<input type="checkbox"/>			
	90° 										SP90-...	N/C	<input type="checkbox"/>			
Standard Footrests	6" <input type="checkbox"/>	6 ½" <input type="checkbox"/>	7" <input type="checkbox"/>	7 ½" <input type="checkbox"/>	8" <input type="checkbox"/>	8 ½" <input type="checkbox"/>	9" <input type="checkbox"/>					N/C	←			
Small Footrests Extensions	6" <input type="checkbox"/>	6 ½" <input type="checkbox"/>	7" <input type="checkbox"/>	7 ½" <input type="checkbox"/>	8" <input type="checkbox"/>	8 ½" <input type="checkbox"/>					SP40-...	\$79 Pair	←			
	9" <input type="checkbox"/>	9 ½" <input type="checkbox"/>	10" <input type="checkbox"/>	10 ½" <input type="checkbox"/>	11" <input type="checkbox"/>	11 ½" <input type="checkbox"/>										
Long Footrests Extensions	6" <input type="checkbox"/>	6 ½" <input type="checkbox"/>	7" <input type="checkbox"/>	7 ½" <input type="checkbox"/>	8" <input type="checkbox"/>	8 ½" <input type="checkbox"/>					SP41-...	\$79 Pair	←			
	9" <input type="checkbox"/>	9 ½" <input type="checkbox"/>	10" <input type="checkbox"/>	10 ½" <input type="checkbox"/>	11" <input type="checkbox"/>	11 ½" <input type="checkbox"/>										
	12" <input type="checkbox"/>	12 ½" <input type="checkbox"/>	13" <input type="checkbox"/>	13 ½" <input type="checkbox"/>	14" <input type="checkbox"/>											
FOOTPLATES																
Flip Up Footplates	Depth Adjustable										SP-S...	N/C	<input type="checkbox"/>			
	Angle and Depth Adjustable										SP-R...	\$180	<input type="checkbox"/>			
	Format (Width x Depth)		Seat Width										←			
			10"	11"	12"	13"	14"	15"	16"							
	3" x 5"		<input type="checkbox"/>	<input type="checkbox"/>	N/A											
	4" x 5"				<input type="checkbox"/>	<input type="checkbox"/>										
	5" x 6 ¾"						<input type="checkbox"/>	<input type="checkbox"/>	<input type="checkbox"/>							
	5" x 9"		N/A				<input type="checkbox"/>	<input type="checkbox"/>	<input type="checkbox"/>							
6" x 6 ¾"								<input type="checkbox"/>								
6" x 9"								<input type="checkbox"/>								

FOOTPLATES (CONTINUED)					
	CALF SUPPORT: The calf support belt is 4" high.				
PRODUCT	DESCRIPTION	CODE	PRICE	CHOICE	
One Piece Footplate	Angle and depth adjustable, 6" depth	SP406-...	\$350	<input type="checkbox"/>	
	Angle and depth adjustable, 8" depth	SP408-...	\$350	<input type="checkbox"/>	
	Angle and depth adjustable, 10" depth	SP410-...	\$350	<input type="checkbox"/>	
Heel Support Straps	For Flip Up Footplate	SP42	N/C	<input type="checkbox"/>	
	For One Piece Footplate	SP43-...	N/C	<input type="checkbox"/>	
Calf Support Belt Kit 	Seat Width - 3"	SP44-...	\$90	<input type="checkbox"/>	
POSITIONNING STRAP					
Positionning Strap	Auto Style Positioning Strap, 2"	SP55	N/C	<input type="checkbox"/>	
	Padded Positioning Strap for Children (metal buckle), 1 1/2"	SP56	\$115	<input type="checkbox"/>	
	Auto Style Positioning Strap, 1 1/2"	SP57	N/C	<input type="checkbox"/>	
SPOKE-GUARDS					
Transparent	Diameter:	20" <input type="checkbox"/>	22" <input type="checkbox"/>	24" <input type="checkbox"/>	NX46-... \$165 ←
Design	Visit our website to choose your model: https://www.physipro.com/en-ca/product-category/spoke-guard/ <u>Desired model:</u>			\$346	←
SEAT CUSHIONS					
	STANDARD CUSHION : The dimension of the cushions will be adapted to the size of the wheelchair. For custom cushion, please fill in the order form				
PRODUCT	DESCRIPTION	CODE	STD SIZES	N-STD SIZES	CHOICE
Urethane Cushion	Thickness of 2"	S2515	\$150		<input type="checkbox"/>
	Thickness of 3"	S2520	\$160		<input type="checkbox"/>
Ultra 	Thickness of 2 1/2"	S1266-...	\$550		<input type="checkbox"/>
Physiair 	Thickness of 2 1/2"	S5000-...	\$700	\$900	<input type="checkbox"/>
LXA 	Thickness of 2"	S2455-...-3	\$655		<input type="checkbox"/>
BACKRESTS					
	STANDARD BACKREST: The dimension of the backrest will be adapted to the size of the wheelchair. For custom backrest, please fill in the order form				
	VALEO: Available with a minimal width of 12" only.				
	AXIS: Available with a minimal width of 11" only.				
Plastic Back Plate		D1550	\$150		<input type="checkbox"/>
Valeo 	Rigid Back, Adjustable by ± 2"	14" <input type="checkbox"/>	16" <input type="checkbox"/>	D6000-...	\$720 ←
HP2 	Rigid Back, Contour, Adjustable by ± 2"	14" <input type="checkbox"/>	16" <input type="checkbox"/>	HPC-...	\$822 ←
Axis 	Adjustable Tension Back, Adjustable by ± 2"	14" <input type="checkbox"/>	16" <input type="checkbox"/>	D5209-...	\$395 ←
TENSION BAR					
Standard without headrest	10" to 13"	SP51	N/C		<input type="checkbox"/>
	13" to 16"	SP52			<input type="checkbox"/>
Standard with multiadjustable headrest support	10" to 13"	SP53	\$94		<input type="checkbox"/>
	13" to 16"	SP54			<input type="checkbox"/>

HEADREST SUPPORTS & PAD				
PRODUCT	DESCRIPTION	CODE	PRICE	CHOICE
Headrest Support	Pediatric Symbio Headrest Support	SP80	\$313	<input type="checkbox"/>
	Straight Multi-Adjustable Headrest Support	SP81	\$187	<input type="checkbox"/>
	Offset Multi-Adjustable Headrest Support	SP82	\$209	<input type="checkbox"/>
Pads Simple	Small (7" x 4")	SP83-...	\$220	<input type="checkbox"/>
	Medium (8" x 5")			<input type="checkbox"/>
	Large (9" x 6")			<input type="checkbox"/>
Pads Combined with Head/Neck Support	Small (6" x 4 1/2")	SP84-...	\$252	<input type="checkbox"/>
	Medium (7" x 5")			<input type="checkbox"/>
	Large (8" x 6")			<input type="checkbox"/>
Headrest with Integrated Lateral Pads	Small (5" x 4 1/2")	SP85-...	\$326	<input type="checkbox"/>
	Large (6" x 6 1/4")			<input type="checkbox"/>



YOU DON'T FIND WHAT YOU WANT ON THIS ORDER FORM?

Describe your need below. Our customers service will evaluate your request and give you a detailed quote.

Notes :