

ORDER FORM

Stimulite® Classic XS

Cushion for sensitive skin

CANADIAN MSRP
PRICE ONLY





SEND








2025-06-19





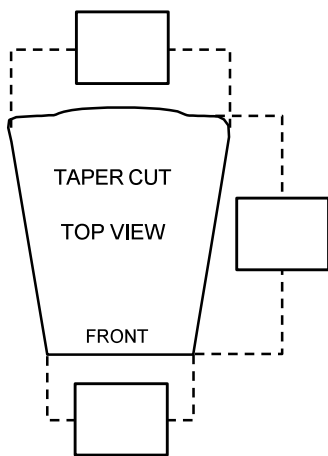
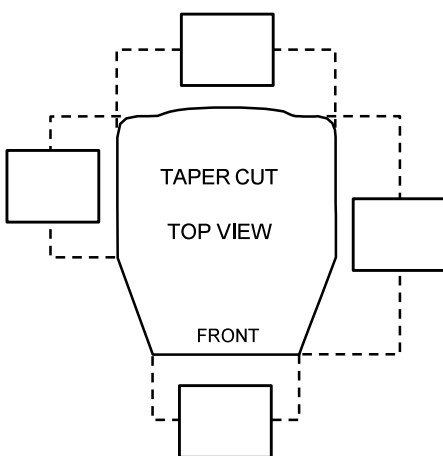
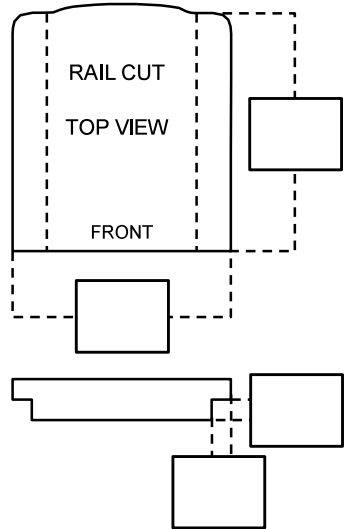
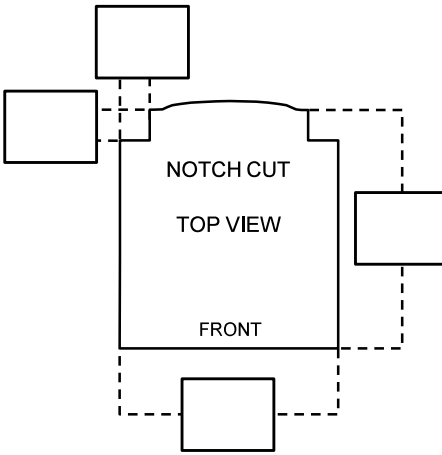
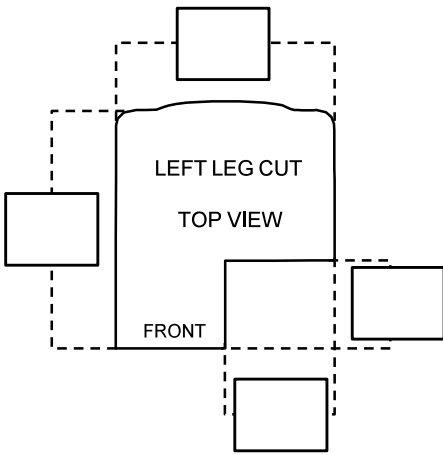
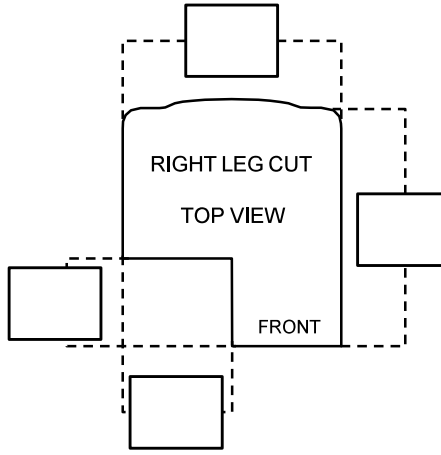
Date:		P.O.#:	
Client Last Name:		Client First Name:	
Ordered by:			
Establishment:			
Address:			
Phone:		Fax:	
Email address:			
➔	Order confirmation by email	Yes <input type="checkbox"/>	No <input type="checkbox"/>
➔	Subscribe to Physipro™ newsletter	Yes <input type="checkbox"/>	No <input type="checkbox"/>



	Price Specification
	Technical Specification

CLASSIC XS (EXTRA SENSITIVE)								
		<p>The Stimulite® Classic XS (Extra Sensitive) is specifically designed for individuals with sensitive skin. The honeycomb cells contour to body shape enabling bony protuberances to freely sink into the cushion while supporting the surrounding anatomy. Installation choice: Flat bottom or Sling bottom.</p> <p>INCLUDED: A standard cover and a laundry bag (LDBAG) are included with the purchase of each cushion.</p> <p>Cushion thickness: 2 3/4" (7 cm) Suggested weight limit: 225 lb (102 kg) for cushions up to 16" X 16" Cushion Weight: 3 lb (1,36 kg) 250 lb (113 kg) for cushion 17" and above</p>						
DIMENSION - FLAT BOTTOM								
	DIMENSIONS: MIN.: 10" x 8" MAX.: 24" X 22"							
PRODUCT	DESCRIPTION				CODE	PRICE	CHOICE	
Standard Sizes	14" x 16" <input type="checkbox"/>	16" x 16" <input type="checkbox"/>	16" x 18" <input type="checkbox"/>	18" x 16" <input type="checkbox"/>	CLXS...	\$912	←	
	18" x 20" <input type="checkbox"/>	20" x 16" <input type="checkbox"/>	20" x 18" <input type="checkbox"/>			\$948	←	
	20" x 20" <input type="checkbox"/>					\$972	←	
Non-Standard Sizes / Bariatric 	Width (10" to 20"): _____"		Depth (8" to 22")			\$1052	←	
	Width (21" to 24"): _____"		_____"			\$1094	←	
DIMENSION - SLING BOTTOM								
	DIMENSIONS: MIN.: 14" x 8" MAX.: 24" X 20"							
Standard Sizes	14" x 16" <input type="checkbox"/>	16" x 16" <input type="checkbox"/>	16" x 18" <input type="checkbox"/>	18" x 16" <input type="checkbox"/>	CLXS...S	\$948	←	
	18" x 20" <input type="checkbox"/>	20" x 16" <input type="checkbox"/>	20" x 18" <input type="checkbox"/>			\$987	←	
	20" x 20" <input type="checkbox"/>					\$1008	←	
Non-Standard Sizes / Bariatric 	Width (14" to 20"): _____"		Depth (8" to 20")			\$1091	←	
	Width (21" to 24"): _____"		_____"			\$1129	←	
SPECIAL CUT								
Special Cut	If a special cut is required, please check the box and fill in the SPECIAL CUT section on page 2. Standard cushion cover included. Non-refundable.				SPECIAL CUT	\$176	<input type="checkbox"/>	
ADDITIONAL COVERS								
Additional Covers	Standard cover for flat bottom				CCLXS...	\$160	<input type="checkbox"/>	
	Standard cover for sling bottom				CCLXS...S	\$160	<input type="checkbox"/>	
	Outdoor cover				COCLXS...	\$194	<input type="checkbox"/>	
	Waterproof cover 8" to 20"				WPC...	\$137	<input type="checkbox"/>	
	Waterproof cover 21" to 30"					\$197	<input type="checkbox"/>	
	If a special cut is selected, a surcharge will be applied to the price of purchase of each additional cover.				SPECIAL CUT COVER	+ \$54 	<input type="checkbox"/>	
OPTION	Detachable pocket - fixed with velcro				DPCKT	\$48	<input type="checkbox"/>	

STIMULITE® ACCESSORIES						
PRODUCT	DESCRIPTION			CODE	PRICE	CHOICE
	Positioning wedges	Wedges are covered in Cordura fabric with Velcro for easy attachment to cushion bottom.	14 ¾" x 10" x 1"	WEDGE14101	\$241	<input type="checkbox"/>
			14 ¾" x 10" x 2"	WEDGE14102		<input type="checkbox"/>
			15 ¾" x 10" x 1"	WEDGE15101		<input type="checkbox"/>
			15 ¾" x 10" x 2"	WEDGE15102		<input type="checkbox"/>
	Lumbar Support	The honeycomb lumbar cushion provides firm support, conforming comfortably to the natural curve of your body. Antifungal and antibacterial.		LSUPP	\$170	<input type="checkbox"/>

SPECIAL CUT		
→ Please enter the required dimensions in the appropriate boxes.		
 <p>TAPER CUT TOP VIEW FRONT</p>	 <p>TAPER CUT TOP VIEW FRONT</p>	 <p>RAIL CUT TOP VIEW FRONT</p>
 <p>NOTCH CUT TOP VIEW FRONT</p>	 <p>LEFT LEG CUT TOP VIEW FRONT</p>	 <p>RIGHT LEG CUT TOP VIEW FRONT</p>

SPECIAL CUTS ARE NON-REFUNDABLE!

SHIPPING IS NOT INCLUDED IN THE PRICE
Returned merchandise is subject to a 20% restocking fee.
Prices are in Canadian dollars - Prices and specifications are subject to change without notice.